






**Survey: Powell River's Vital Signs 2015 Community Survey**

**Report: Basic data, males**

Survey Status		Respondent Statistics		Points Summary
Status:	Closed	Total Responses:	535	No Points Questions used in this survey.
Deploy Date:	06/13/2015	Completes:	469	
Closed Date:	08/28/2015	Partials:	66	

**1. Over the past four years, do you think the gap between people with high incomes and people with low incomes has changed?**

	Responses	Percent	
Yes, much bigger: 	34	22.82%	
Yes, a bit bigger: 	66	44.3%	
No change: 	42	28.19%	
No, it has shrunk: 	6	4.03%	
There is no gap: 	1	0.67%	
Total Responded to this question:		149	99.33%
Total who skipped this question:		1	0.67%
Total:		150	100%

**2. Over the past four years, how do you think our local economy has performed?**

	Responses	Percent
Very well:	3	2.01%
Fairly well:	58	38.93%
No change:	32	21.48%
Not so well:	48	32.21%
Very badly:	8	5.37%
Total Responded to this question:		149 99.33%
Total who skipped this question:		1 0.67%
Total:		150 100%

### 3. How do you think our local economy will function in the future?

	Responses	Percent
Much better:	11	7.48%
A bit better:	59	40.14%
No change:	34	23.13%
A bit worse:	34	23.13%
Much worse:	9	6.12%
Total Responded to this question:	147	98%
Total who skipped this question:	3	2%
Total:	150	100%

**4. Over the past four years, how do you think the number of full-time jobs has changed?**

	Responses	Percent
Much better:	1	0.69%
A bit better:	31	21.38%
No change:	45	31.03%
A bit worse:	50	34.48%
Much worse:	18	12.41%
Total Responded to this question:		145 96.67%
Total who skipped this question:		5 3.33%
Total:		150 100%

**5. Do you think there will be enough jobs here in the future to keep Powell River stable and healthy?**

	Responses	Percent
Yes, lots:	7	4.76%
Yes, some:	40	27.21%
Neutral:	42	28.57%
No, fewer:	46	31.29%
No, much fewer:	12	8.16%
Total Responded to this question:		147 98%
Total who skipped this question:		3 2%
Total:		150 100%

**6.**  
**Do you feel that you can take part in or affect important community decisions?**

	<b>Responses</b>	<b>Percent</b>
Yes, and I do:	38	25.33%
Yes, a little:	53	35.33%
Not sure:	20	13.33%
Not really:	27	18%
I feel ignored:	12	8%
Total Responded to this question:		150
Total who skipped this question:		0
<b>Total:</b>		<b>150</b>
		<b>100%</b>

7.

How easy is it for youth and young families in Powell River to become part of the community?

	Responses	Percent
Very easy:	12	8.05%
Quite easy:	71	47.65%
Neutral:	40	26.85%
Quite hard:	20	13.42%
Very hard:	6	4.03%
Total Responded to this question:	149	99.33%
Total who skipped this question:	1	0.67%
Total:	150	100%

**8. How easy is it for immigrants to Powell River to become part of the community?**

	<b>Responses</b>	<b>Percent</b>
Very easy:	12	8%
Quite easy:	51	34%
Neutral:	48	32%
Quite hard:	30	20%
Very hard:	9	6%
Total Responded to this question:		150
Total who skipped this question:		0
Total:		150
		100%








9.

How do you rate the amount and variety of arts, cultural, and recreation activities that you enjoy in Powell River?

	Responses	Percent
Excellent:	65	43.33%
Good:	64	42.67%
Fair:	15	10%
Poor:	3	2%
Bad:	3	2%
Total Responded to this question:	150	100%
Total who skipped this question:	0	0%
Total:	150	100%

10.

Over the last four years, how do you think Powell River is doing on recycling, composting and other ways to reduce waste, energy use and pollution?

	Responses	Percent
Excellent: 	11	7.33%
Good: 	54	36%
OK: 	54	36%
Poor: 	21	14%
Bad: 	10	6.67%
Total Responded to this question:	150	100%
Total who skipped this question:	0	0%
Total:	150	100%

11.

Over the last four years, have you been more able or less able to get good medical care and support here in Powell River?

	Responses	Percent
Much more:	7	4.7%
A bit more:	34	22.82%
No change:	66	44.3%
A bit less:	23	15.44%
Much less:	19	12.75%
Total Responded to this question:	149	99.33%
Total who skipped this question:	1	0.67%
Total:	150	100%

**12. Over the last four years, have you been more able or less able to get enough, and different kinds of, locally grown food?**

	<b>Responses</b>	<b>Percent</b>
Much more:	28	18.67%
A bit more:	78	52%
No change:	39	26%
A bit less:	3	2%
Much less:	2	1.33%
Total Responded to this question:		150
Total who skipped this question:		0
Total:		150
		100%

13.

Do you think people who need decent and safe rental housing in Powell River can find a place they can afford?

	Responses	Percent
Yes, easily:	7	4.67%
Yes, with effort:	46	30.67%
Neutral:	33	22%
No, it's hard:	49	32.67%
No, it's very hard:	15	10%
Total Responded to this question:	150	100%
Total who skipped this question:	0	0%
Total:	150	100%

**14. Do you think people who want to buy a home in Powell River can find a suitable house at a price they can pay?**

	Responses	Percent
Yes, easily:	39	26%
Yes, with effort:	73	48.67%
Neutral:	17	11.33%
No, it's hard:	16	10.67%
No, it's very hard:	5	3.33%
Total Responded to this question:	150	100%
Total who skipped this question:	0	0%
Total:	150	100%

15.

Do you think Powell River offers enough high quality learning choices to its young people?

	Responses	Percent
Yes, it's great:	19	12.67%
Yes, it's OK:	57	38%
Neutral:	20	13.33%
No, not enough:	43	28.67%
No, very limited:	11	7.33%
Total Responded to this question:	150	100%
Total who skipped this question:	0	0%
Total:	150	100%

**16. How important is high speed broadband internet for learning in Powell River?**

	<b>Responses</b>	<b>Percent</b>
Very important:	90	60%
Slightly important:	41	27.33%
Neutral:	14	9.33%
Not very important:	3	2%
Not at all important:	2	1.33%
Total Responded to this question:		150
Total who skipped this question:		0
Total:		150



17.

Over the last four years, has it become easier in Powell River to get around without using a car or truck?






	Responses	Percent
Yes, big progress:	1	0.67%
Yes, some progress:	29	19.33%
No change:	99	66%
No, it's worse:	15	10%
No, much worse:	6	4%
Total Responded to this question:	150	100%
Total who skipped this question:	0	0%
Total:	150	100%

**18. Compared to four years ago, do you think the ferries are serving Powell River at a price everyone can afford?**


	<b>Responses</b>	<b>Percent</b>
Much better: <input type="text"/>	0	0%
A bit better: <input type="text"/>	0	0%
No change: <input type="text"/>	5	3.33%
A bit worse: <input type="text"/>	43	28.67%
Much worse: <input type="text"/>	102	68%
Total Responded to this question:		150
Total who skipped this question:		0
Total:		150

19.

Overall, how good is your life in Powell River?

	Responses	Percent
Excellent: 	62	41.61%
Good: 	58	38.93%
OK: 	18	12.08%
Poor: 	8	5.37%
Bad: 	3	2.01%
Total Responded to this question:	149	99.33%
Total who skipped this question:	1	0.67%
Total:	150	100%

**20. What are your top three suggestions to make Powell River a more vital community?**


	<b>Responses</b>	<b>Percent</b>
Responses: 	114	100%
Total Responded to this question:	114	76%
Total who skipped this question:	36	24%
Total:	150	100%

**Graph/Chart function not relevant for this question type.**

21. How old are you?

	Responses	Percent
15 - 24:	1	0.68%
25 - 30:	7	4.76%
31 - 40:	27	18.37%
41 - 50:	21	14.29%
51 - 65:	58	39.46%
65 or older:	33	22.45%
Total Responded to this question:		147 98%
Total who skipped this question:		3 2%
Total:		150 100%







**22.**  
**What gender are you?**

		<b>Responses</b>	<b>Percent</b>
Male:		150	100%
Female:	<input type="text"/>	0	0%
Other:	<input type="text"/>	0	0%
Total Responded to this question:		150	100%
Total who skipped this question:		0	0%
Total:		150	100%

**23. How long have you lived in the Powell River regional district?**

	<b>Responses</b>	<b>Percent</b>
Less than 1 year:	4	2.67%
1 - 5 years:	29	19.33%
6 - 10 years:	30	20%
11 - 20 years:	30	20%
More than 20 years:	57	38%
Total Responded to this question:		150
Total who skipped this question:		0
Total:		150
		100%

**24. Where do you live? If your main residence is not in Powell River (e.g. you are here temporarily or seasonally), please choose Somewhere Else.**

	Responses	Percent
City of Powell River: 	92	68.66%
Regional District - North: 	14	10.45%
Regional District - South: 	22	16.42%
Sliammon: 	1	0.75%
Texada: 	2	1.49%
Somewhere else: 	3	2.24%
Total Responded to this question:		134 89.33%
Total who skipped this question:		16 10.67%
Total:		150 100%