






Survey: Powell River's Vital Signs 2015 Community Survey






Report: Lived here > 20 years

Survey Status		Respondent Statistics		Points Summary
Status:	Closed	Total Responses:	535	No Points Questions used in this survey.
Deploy Date:	06/13/2015	Completes:	469	
Closed Date:	08/28/2015	Partials:	66	

1. Over the past four years, do you think the gap between people with high incomes and people with low incomes has changed?

	Responses	Percent
Yes, much bigger: 	38	17.92%
Yes, a bit bigger: 	107	50.47%
No change: 	60	28.3%
No, it has shrunk: 	6	2.83%
There is no gap: 	1	0.47%
Total Responded to this question:		212 98.6%
Total who skipped this question:		3 1.4%
Total:		215 100%






2. Over the past four years, how do you think our local economy has performed?

	Responses	Percent
Very well: 	0	0%
Fairly well: 	76	35.51%
No change: 	47	21.96%
Not so well: 	83	38.79%
Very badly: 	8	3.74%
Total Responded to this question:	214	99.53%
Total who skipped this question:	1	0.47%
Total:	215	100%

3. How do you think our local economy will function in the future?

	Responses	Percent
Much better:	12	5.66%
A bit better:	87	41.04%
No change:	48	22.64%
A bit worse:	52	24.53%
Much worse:	13	6.13%
Total Responded to this question:	212	98.6%
Total who skipped this question:	3	1.4%
Total:	215	100%






4. Over the past four years, how do you think the number of full-time jobs has changed?

	Responses	Percent
Much better: 	1	0.48%
A bit better: 	35	16.67%
No change: 	52	24.76%
A bit worse: 	100	47.62%
Much worse: 	22	10.48%
Total Responded to this question:		210 97.67%
Total who skipped this question:		5 2.33%
Total:		215 100%

5. Do you think there will be enough jobs here in the future to keep Powell River stable and healthy?

	Responses	Percent
Yes, lots:	4	1.9%
Yes, some:	46	21.8%
Neutral:	69	32.7%
No, fewer:	73	34.6%
No, much fewer:	19	9%
Total Responded to this question:	211	98.14%
Total who skipped this question:	4	1.86%
Total:	215	100%

6.
Do you feel that you can take part in or affect important community decisions?

	Responses	Percent
Yes, and I do: 	33	15.35%
Yes, a little: 	74	34.42%
Not sure: 	40	18.6%
Not really: 	60	27.91%
I feel ignored: 	8	3.72%
Total Responded to this question:		215 100%
Total who skipped this question:		0 0%
Total:		215 100%

7.

How easy is it for youth and young families in Powell River to become part of the community?

		Responses	Percent
Very easy:		11	5.14%
Quite easy:		105	49.07%
Neutral:		57	26.64%
Quite hard:		36	16.82%
Very hard:		5	2.34%
Total Responded to this question:		214	99.53%
Total who skipped this question:		1	0.47%
Total:		215	100%

8. How easy is it for immigrants to Powell River to become part of the community?

	Responses	Percent
Very easy:	6	2.79%
Quite easy:	76	35.35%
Neutral:	68	31.63%
Quite hard:	55	25.58%
Very hard:	10	4.65%
Total Responded to this question:		215
Total who skipped this question:		0
Total:		215
		100%
		0%
		100%






9.

How do you rate the amount and variety of arts, cultural, and recreation activities that you enjoy in Powell River?

		Responses	Percent
Excellent:		85	39.53%
Good:		97	45.12%
Fair:		28	13.02%
Poor:		3	1.4%
Bad:		2	0.93%
Total Responded to this question:		215	100%
Total who skipped this question:		0	0%
Total:		215	100%

10.

Over the last four years, how do you think Powell River is doing on recycling, composting and other ways to reduce waste, energy use and pollution?

	Responses	Percent
Excellent: 	13	6.05%
Good: 	90	41.86%
OK: 	70	32.56%
Poor: 	33	15.35%
Bad: 	9	4.19%
Total Responded to this question:	215	100%
Total who skipped this question:	0	0%
Total:	215	100%

11.

Over the last four years, have you been more able or less able to get good medical care and support here in Powell River?

	Responses	Percent
Much more:	7	3.27%
A bit more:	23	10.75%
No change:	105	49.07%
A bit less:	52	24.3%
Much less:	27	12.62%
Total Responded to this question:	214	99.53%
Total who skipped this question:	1	0.47%
Total:	215	100%

12. Over the last four years, have you been more able or less able to get enough, and different kinds of, locally grown food?

	Responses	Percent
Much more:	33	15.35%
A bit more:	121	56.28%
No change:	52	24.19%
A bit less:	8	3.72%
Much less:	1	0.47%
Total Responded to this question:		215 100%
Total who skipped this question:		0 0%
Total:		215 100%

13.

Do you think people who need decent and safe rental housing in Powell River can find a place they can afford?






	Responses	Percent
Yes, easily:	3	1.4%
Yes, with effort:	41	19.16%
Neutral:	39	18.22%
No, it's hard:	100	46.73%
No, it's very hard:	31	14.49%
Total Responded to this question:		214 99.53%
Total who skipped this question:		1 0.47%
Total:		215 100%

14. Do you think people who want to buy a home in Powell River can find a suitable house at a price they can pay?

	Responses	Percent
Yes, easily:	46	21.4%
Yes, with effort:	94	43.72%
Neutral:	39	18.14%
No, it's hard:	30	13.95%
No, it's very hard:	6	2.79%
Total Responded to this question:	215	100%
Total who skipped this question:	0	0%
Total:	215	100%

15.

Do you think Powell River offers enough high quality learning choices to its young people?

	Responses	Percent
Yes, it's great: 	25	11.74%
Yes, it's OK: 	78	36.62%
Neutral: 	32	15.02%
No, not enough: 	65	30.52%
No, very limited: 	13	6.1%
Total Responded to this question:	213	99.07%
Total who skipped this question:	2	0.93%
Total:	215	100%

16. How important is high speed broadband internet for learning in Powell River?

	Responses	Percent
Very important:	122	57.28%
Slightly important:	62	29.11%
Neutral:	25	11.74%
Not very important:	1	0.47%
Not at all important:	3	1.41%
Total Responded to this question:		213 99.07%
Total who skipped this question:		2 0.93%
Total:		215 100%

17.

Over the last four years, has it become easier in Powell River to get around without using a car or truck?






	Responses	Percent
Yes, big progress:	3	1.4%
Yes, some progress:	52	24.3%
No change:	134	62.62%
No, it's worse:	21	9.81%
No, much worse:	4	1.87%
Total Responded to this question:	214	99.53%
Total who skipped this question:	1	0.47%
Total:	215	100%

18. Compared to four years ago, do you think the ferries are serving Powell River at a price everyone can afford?


	Responses	Percent
Much better: <input type="text"/>	0	0%
A bit better: <input type="text"/>	0	0%
No change: <input type="text"/>	3	1.4%
A bit worse: <input type="text"/>	37	17.21%
Much worse: <input type="text"/>	175	81.4%
Total Responded to this question:		215 100%
Total who skipped this question:		0 0%
Total:		215 100%

19.

Overall, how good is your life in Powell River?

		Responses	Percent
Excellent:		74	34.74%
Good:		102	47.89%
OK:		26	12.21%
Poor:		10	4.69%
Bad:		1	0.47%
Total Responded to this question:		213	99.07%
Total who skipped this question:		2	0.93%
Total:		215	100%

20. What are your top three suggestions to make Powell River a more vital community?




	Responses	Percent
Responses: 	168	100%
Total Responded to this question:	168	78.14%
Total who skipped this question:	47	21.86%
Total:	215	100%

Graph/Chart function not relevant for this question type.

21. How old are you?

	Responses	Percent
15 - 24:	4	1.9%
25 - 30:	9	4.29%
31 - 40:	27	12.86%
41 - 50:	31	14.76%
51 - 65:	83	39.52%
65 or older:	56	26.67%
Total Responded to this question:		210 97.67%
Total who skipped this question:		5 2.33%
Total:		215 100%







22.
What gender are you?

	Responses	Percent
Male: 	57	26.64%
Female: 	152	71.03%
Other: 	5	2.34%
Total Responded to this question:	214	99.53%
Total who skipped this question:	1	0.47%
Total:	215	100%

23. How long have you lived in the Powell River regional district?

	Responses	Percent
Less than 1 year: <input type="text"/>	0	0%
1 - 5 years: <input type="text"/>	0	0%
6 - 10 years: <input type="text"/>	0	0%
11 - 20 years: <input type="text"/>	0	0%
More than 20 years: <input type="text"/>	215	100%
Total Responded to this question:		215 100%
Total who skipped this question:		0 0%
Total:		215 100%

24. Where do you live? If your main residence is not in Powell River (e.g. you are here temporarily or seasonally), please choose Somewhere Else.

	Responses	Percent
City of Powell River: 	134	70.9%
Regional District - North: 	16	8.47%
Regional District - South: 	31	16.4%
Sliammon: 	3	1.59%
Texada: 	2	1.06%
Somewhere else: 	3	1.59%
Total Responded to this question:	189	87.91%
Total who skipped this question:	26	12.09%
Total:	215	100%