






**Survey: Powell River's Vital Signs 2015 Community Survey**

**Report: Basic data immigrant less than 1 yr**

Survey Status		Respondent Statistics		Points Summary
Status:	Closed	Total Responses:	535	No Points Questions used in this survey.
Deploy Date:	06/13/2015	Completes:	469	
Closed Date:	08/28/2015	Partials:	66	






**1. Over the past four years, do you think the gap between people with high incomes and people with low incomes has changed?**

	Responses	Percent
Yes, much bigger: 	2	22.22%
Yes, a bit bigger: 	4	44.44%
No change: 	1	11.11%
No, it has shrunk: 	2	22.22%
There is no gap: 	0	0%
Total Responded to this question:		9 100%
Total who skipped this question:		0 0%
Total:		9 100%

**2. Over the past four years, how do you think our local economy has performed?**

	Responses	Percent
Very well: <input type="text"/>	0	0%
Fairly well: <input type="text"/>	5	55.56%
No change: <input type="text"/>	2	22.22%
Not so well: <input type="text"/>	2	22.22%
Very badly: <input type="text"/>	0	0%
Total Responded to this question:		9 100%
Total who skipped this question:		0 0%
Total:		9 100%

### 3. How do you think our local economy will function in the future?

	Responses	Percent
Much better: 	3	33.33%
A bit better: 	3	33.33%
No change: 	1	11.11%
A bit worse: 	2	22.22%
Much worse: 	0	0%
Total Responded to this question:		9 100%
Total who skipped this question:		0 0%
Total:		9 100%

4. Over the past four years, how do you think the number of full-time jobs has changed?






	Responses	Percent
Much better:	1	11.11%
A bit better:	1	11.11%
No change:	4	44.44%
A bit worse:	2	22.22%
Much worse:	1	11.11%
Total Responded to this question:	9	100%
Total who skipped this question:	0	0%
Total:	9	100%

**5. Do you think there will be enough jobs here in the future to keep Powell River stable and healthy?**

	Responses	Percent
Yes, lots:	1	11.11%
Yes, some:	4	44.44%
Neutral:	1	11.11%
No, fewer:	3	33.33%
No, much fewer:	0	0%
Total Responded to this question:		9 100%
Total who skipped this question:		0 0%
Total:		9 100%

6.

Do you feel that you can take part in or affect important community decisions?






	Responses	Percent
Yes, and I do: 	2	22.22%
Yes, a little: 	4	44.44%
Not sure: 	1	11.11%
Not really: 	1	11.11%
I feel ignored: 	1	11.11%
Total Responded to this question:	9	100%
Total who skipped this question:	0	0%
Total:	9	100%

7.

How easy is it for youth and young families in Powell River to become part of the community?

	Responses	Percent
Very easy: <input type="text"/>	0	0%
Quite easy: <input type="text"/>	5	55.56%
Neutral: <input type="text"/>	2	22.22%
Quite hard: <input type="text"/>	2	22.22%
Very hard: <input type="text"/>	0	0%
Total Responded to this question:		9 100%
Total who skipped this question:		0 0%
Total:		9 100%






**8. How easy is it for immigrants to Powell River to become part of the community?**

	Responses	Percent
Very easy: 	0	0%
Quite easy: 	5	55.56%
Neutral: 	1	11.11%
Quite hard: 	1	11.11%
Very hard: 	2	22.22%
Total Responded to this question:	9	100%
Total who skipped this question:	0	0%
Total:	9	100%



9.

How do you rate the amount and variety of arts, cultural, and recreation activities that you enjoy in Powell River?

	Responses	Percent
Excellent: 	1	11.11%
Good: 	7	77.78%
Fair: 	1	11.11%
Poor: 	0	0%
Bad: 	0	0%
Total Responded to this question:	9	100%
Total who skipped this question:	0	0%
Total:	9	100%

10.

Over the last four years, how do you think Powell River is doing on recycling, composting and other ways to reduce waste, energy use and pollution?

	Responses	Percent
Excellent: <input type="text"/>	0	0%
Good: <input type="text"/>	1	11.11%
OK: <input type="text"/>	6	66.67%
Poor: <input type="text"/>	2	22.22%
Bad: <input type="text"/>	0	0%
Total Responded to this question:		9 100%
Total who skipped this question:		0 0%
Total:		9 100%

11.

Over the last four years, have you been more able or less able to get good medical care and support here in Powell River?

	Responses	Percent
Much more: <input type="text"/>	0	0%
A bit more: <input type="text"/>	1	11.11%
No change: <input type="text"/>	6	66.67%
A bit less: <input type="text"/>	2	22.22%
Much less: <input type="text"/>	0	0%
Total Responded to this question:		9 100%
Total who skipped this question:		0 0%
Total:		9 100%

**12. Over the last four years, have you been more able or less able to get enough, and different kinds of, locally grown food?**

	Responses	Percent
Much more: <input type="text"/>	0	0%
A bit more: <input type="text"/>	6	66.67%
No change: <input type="text"/>	3	33.33%
A bit less: <input type="text"/>	0	0%
Much less: <input type="text"/>	0	0%
Total Responded to this question:		9 100%
Total who skipped this question:		0 0%
Total:		9 100%

13.

Do you think people who need decent and safe rental housing in Powell River can find a place they can afford?






	Responses	Percent
Yes, easily: <input type="text"/>	0	0%
Yes, with effort: <input type="text"/>	0	0%
Neutral: <input type="text"/>	3	33.33%
No, it's hard: <input type="text"/>	4	44.44%
No, it's very hard: <input type="text"/>	2	22.22%
Total Responded to this question:		9 100%
Total who skipped this question:		0 0%
Total:		9 100%

**14. Do you think people who want to buy a home in Powell River can find a suitable house at a price they can pay?**

	Responses	Percent
Yes, easily:	2	22.22%
Yes, with effort:	4	44.44%
Neutral:	1	11.11%
No, it's hard:	0	0%
No, it's very hard:	2	22.22%
Total Responded to this question:		9 100%
Total who skipped this question:		0 0%
Total:		9 100%

15.

Do you think Powell River offers enough high quality learning choices to its young people?

	Responses	Percent
Yes, it's great: 	1	11.11%
Yes, it's OK: 	2	22.22%
Neutral: 	3	33.33%
No, not enough: 	1	11.11%
No, very limited: 	2	22.22%
Total Responded to this question:	9	100%
Total who skipped this question:	0	0%
Total:	9	100%






**16. How important is high speed broadband internet for learning in Powell River?**

	<b>Responses</b>	<b>Percent</b>
Very important:	6	66.67%
Slightly important:	2	22.22%
Neutral:	0	0%
Not very important:	1	11.11%
Not at all important:	0	0%
Total Responded to this question:		9
Total who skipped this question:		0
Total:		9



17.

Over the last four years, has it become easier in Powell River to get around without using a car or truck?

	Responses	Percent
Yes, big progress: 	0	0%
Yes, some progress: 	3	33.33%
No change: 	5	55.56%
No, it's worse: 	1	11.11%
No, much worse: 	0	0%
Total Responded to this question:	9	100%
Total who skipped this question:	0	0%
Total:	9	100%

**18. Compared to four years ago, do you think the ferries are serving Powell River at a price everyone can afford?**


	<b>Responses</b>	<b>Percent</b>
Much better: <input type="text"/>	0	0%
A bit better: <input type="text"/>	0	0%
No change: <input type="text"/>	1	11.11%
A bit worse: <input type="text"/>	2	22.22%
Much worse: <input type="text"/>	6	66.67%
Total Responded to this question:		9
Total who skipped this question:		0
Total:		9

19.

Overall, how good is your life in Powell River?

	Responses	Percent
Excellent:	3	33.33%
Good:	4	44.44%
OK:	1	11.11%
Poor:	0	0%
Bad:	1	11.11%
Total Responded to this question:	9	100%
Total who skipped this question:	0	0%
Total:	9	100%

20. What are your top three suggestions to make Powell River a more vital community?




	Responses	Percent
Responses: 	8	100%
Total Responded to this question:	8	88.89%
Total who skipped this question:	1	11.11%
Total:	9	100%

Graph/Chart function not relevant for this question type.

21. How old are you?

	Responses	Percent
15 - 24: <input type="text"/>	0	0%
25 - 30: <input type="text"/>	0	0%
31 - 40: <input type="text"/>	5	55.56%
41 - 50: <input type="text"/>	0	0%
51 - 65: <input type="text"/>	4	44.44%
65 or older: <input type="text"/>	0	0%
Total Responded to this question:		9 100%
Total who skipped this question:		0 0%
Total:		9 100%

**22.**  
**What gender are you?**

		<b>Responses</b>	<b>Percent</b>
Male:		4	44.44%
Female:		5	55.56%
Other:		0	0%
	Total Responded to this question:	9	100%
	Total who skipped this question:	0	0%
	Total:	9	100%

**23. How long have you lived in the Powell River regional district?**

	<b>Responses</b>	<b>Percent</b>
Less than 1 year:	9	100%
1 - 5 years: <input type="text"/>	0	0%
6 - 10 years: <input type="text"/>	0	0%
11 - 20 years: <input type="text"/>	0	0%
More than 20 years: <input type="text"/>	0	0%
Total Responded to this question:		9
Total who skipped this question:		0
Total:		9

**24. Where do you live? If your main residence is not in Powell River (e.g. you are here temporarily or seasonally), please choose Somewhere Else.**

	Responses	Percent
City of Powell River: <input checked="" type="checkbox"/>	9	100%
Regional District - North: <input type="checkbox"/>	0	0%
Regional District - South: <input type="checkbox"/>	0	0%
Sliammon: <input type="checkbox"/>	0	0%
Texada: <input type="checkbox"/>	0	0%
Somewhere else: <input type="checkbox"/>	0	0%
Total Responded to this question:		9 100%
Total who skipped this question:		0 0%
Total:		9 100%