






**Survey: Powell River's Vital Signs 2015 Community Survey**

**Report: Lived here 6-10 years**

Survey Status		Respondent Statistics		Points Summary
Status:	Closed	Total Responses:	535	No Points Questions used in this survey.
Deploy Date:	06/13/2015	Completes:	469	
Closed Date:	08/28/2015	Partials:	66	

**1. Over the past four years, do you think the gap between people with high incomes and people with low incomes has changed?**

	Responses	Percent	
Yes, much bigger: 	23	22.77%	
Yes, a bit bigger: 	41	40.59%	
No change: 	33	32.67%	
No, it has shrunk: 	4	3.96%	
There is no gap: 	0	0%	
Total Responded to this question:		101	100%
Total who skipped this question:		0	0%
Total:		101	100%

**2. Over the past four years, how do you think our local economy has performed?**

	Responses	Percent
Very well:	1	0.99%
Fairly well:	44	43.56%
No change:	20	19.8%
Not so well:	30	29.7%
Very badly:	6	5.94%
Total Responded to this question:	101	100%
Total who skipped this question:	0	0%
Total:	101	100%

### 3. How do you think our local economy will function in the future?

	Responses	Percent
Much better:	6	6.19%
A bit better:	43	44.33%
No change:	21	21.65%
A bit worse:	20	20.62%
Much worse:	7	7.22%
Total Responded to this question:	97	96.04%
Total who skipped this question:	4	3.96%
Total:	101	100%

**4. Over the past four years, how do you think the number of full-time jobs has changed?**

	Responses	Percent
Much better: <input type="text"/>	0	0%
A bit better: <input type="text"/>	15	15%
No change: <input type="text"/>	35	35%
A bit worse: <input type="text"/>	40	40%
Much worse: <input type="text"/>	10	10%
Total Responded to this question:		100 99.01%
Total who skipped this question:		1 0.99%
Total:		101 100%

**5. Do you think there will be enough jobs here in the future to keep Powell River stable and healthy?**

	Responses	Percent
Yes, lots:	3	3.09%
Yes, some:	20	20.62%
Neutral:	34	35.05%
No, fewer:	32	32.99%
No, much fewer:	8	8.25%
Total Responded to this question:		97 96.04%
Total who skipped this question:		4 3.96%
Total:		101 100%

**6.**  
**Do you feel that you can take part in or affect important community decisions?**

	<b>Responses</b>	<b>Percent</b>
Yes, and I do:	22	21.78%
Yes, a little:	39	38.61%
Not sure:	6	5.94%
Not really:	22	21.78%
I feel ignored:	12	11.88%
Total Responded to this question:		101
Total who skipped this question:		0
<b>Total:</b>		<b>101</b>
		<b>100%</b>

**7.**

**How easy is it for youth and young families in Powell River to become part of the community?**

	<b>Responses</b>	<b>Percent</b>
Very easy:	15	15%
Quite easy:	33	33%
Neutral:	31	31%
Quite hard:	13	13%
Very hard:	8	8%
Total Responded to this question:		100 99.01%
Total who skipped this question:		1 0.99%
Total:		101 100%






**8. How easy is it for immigrants to Powell River to become part of the community?**

	Responses	Percent
Very easy:	8	8.08%
Quite easy:	24	24.24%
Neutral:	29	29.29%
Quite hard:	32	32.32%
Very hard:	6	6.06%
Total Responded to this question:		99 98.02%
Total who skipped this question:		2 1.98%
Total:		101 100%








9.

How do you rate the amount and variety of arts, cultural, and recreation activities that you enjoy in Powell River?

	Responses	Percent
Excellent: 	48	47.52%
Good: 	30	29.7%
Fair: 	17	16.83%
Poor: 	4	3.96%
Bad: 	2	1.98%
Total Responded to this question:	101	100%
Total who skipped this question:	0	0%
Total:	101	100%






10.

Over the last four years, how do you think Powell River is doing on recycling, composting and other ways to reduce waste, energy use and pollution?

	Responses	Percent
Excellent: 	10	9.9%
Good: 	36	35.64%
OK: 	32	31.68%
Poor: 	11	10.89%
Bad: 	12	11.88%
Total Responded to this question:	101	100%
Total who skipped this question:	0	0%
Total:	101	100%

11.

Over the last four years, have you been more able or less able to get good medical care and support here in Powell River?

	Responses	Percent
Much more: 	4	3.96%
A bit more: 	18	17.82%
No change: 	48	47.52%
A bit less: 	16	15.84%
Much less: 	15	14.85%
Total Responded to this question:	101	100%
Total who skipped this question:	0	0%
Total:	101	100%

**12. Over the last four years, have you been more able or less able to get enough, and different kinds of, locally grown food?**

	Responses	Percent
Much more:	20	20%
A bit more:	56	56%
No change:	20	20%
A bit less:	2	2%
Much less:	2	2%
Total Responded to this question:		100 99.01%
Total who skipped this question:		1 0.99%
Total:		101 100%

13.

Do you think people who need decent and safe rental housing in Powell River can find a place they can afford?






	Responses	Percent
Yes, easily:	4	4.04%
Yes, with effort:	24	24.24%
Neutral:	18	18.18%
No, it's hard:	35	35.35%
No, it's very hard:	18	18.18%
Total Responded to this question:		99 98.02%
Total who skipped this question:		2 1.98%
Total:		101 100%

**14. Do you think people who want to buy a home in Powell River can find a suitable house at a price they can pay?**

	Responses	Percent
Yes, easily:	38	37.62%
Yes, with effort:	44	43.56%
Neutral:	6	5.94%
No, it's hard:	8	7.92%
No, it's very hard:	5	4.95%
Total Responded to this question:	101	100%
Total who skipped this question:	0	0%
Total:	101	100%

15.

Do you think Powell River offers enough high quality learning choices to its young people?

	Responses	Percent
Yes, it's great: 	11	11%
Yes, it's OK: 	31	31%
Neutral: 	9	9%
No, not enough: 	35	35%
No, very limited: 	14	14%
Total Responded to this question:	100	99.01%
Total who skipped this question:	1	0.99%
Total:	101	100%

**16. How important is high speed broadband internet for learning in Powell River?**

	<b>Responses</b>	<b>Percent</b>
Very important:	66	66%
Slightly important:	22	22%
Neutral:	8	8%
Not very important:	2	2%
Not at all important:	2	2%
Total Responded to this question:	100	99.01%
Total who skipped this question:	1	0.99%
Total:	101	100%








17.

Over the last four years, has it become easier in Powell River to get around without using a car or truck?






	Responses	Percent
Yes, big progress:	1	1%
Yes, some progress:	16	16%
No change:	68	68%
No, it's worse:	12	12%
No, much worse:	3	3%
Total Responded to this question:		100 99.01%
Total who skipped this question:		1 0.99%
Total:		101 100%

**18. Compared to four years ago, do you think the ferries are serving Powell River at a price everyone can afford?**


	Responses	Percent
Much better: 	0	0%
A bit better: 	1	0.99%
No change: 	2	1.98%
A bit worse: 	24	23.76%
Much worse: 	74	73.27%
Total Responded to this question:	101	100%
Total who skipped this question:	0	0%
Total:	101	100%

19.

Overall, how good is your life in Powell River?

	Responses	Percent
Excellent: 	39	38.61%
Good: 	38	37.62%
OK: 	16	15.84%
Poor: 	8	7.92%
Bad: 	0	0%
Total Responded to this question:	101	100%
Total who skipped this question:	0	0%
Total:	101	100%

**20. What are your top three suggestions to make Powell River a more vital community?**




	<b>Responses</b>	<b>Percent</b>
Responses: 	84	100%
Total Responded to this question:	84	83.17%
Total who skipped this question:	17	16.83%
Total:	101	100%

**Graph/Chart function not relevant for this question type.**

21. How old are you?

	Responses	Percent
15 - 24:	2	2%
25 - 30:	4	4%
31 - 40:	18	18%
41 - 50:	18	18%
51 - 65:	42	42%
65 or older:	16	16%
Total Responded to this question:		100 99.01%
Total who skipped this question:		1 0.99%
Total:		101 100%







**22.**  
**What gender are you?**

	<b>Responses</b>	<b>Percent</b>
Male: 	30	30.61%
Female: 	67	68.37%
Other: 	1	1.02%
Total Responded to this question:	98	97.03%
Total who skipped this question:	3	2.97%
Total:	101	100%

**23. How long have you lived in the Powell River regional district?**

	<b>Responses</b>	<b>Percent</b>
Less than 1 year: <input type="text"/>	0	0%
1 - 5 years: <input type="text"/>	0	0%
6 - 10 years: <input type="text"/>	101	100%
11 - 20 years: <input type="text"/>	0	0%
More than 20 years: <input type="text"/>	0	0%
Total Responded to this question:		101 100%
Total who skipped this question:		0 0%
Total:		101 100%

**24. Where do you live? If your main residence is not in Powell River (e.g. you are here temporarily or seasonally), please choose Somewhere Else.**

	Responses	Percent
City of Powell River: 	58	65.91%
Regional District - North: 	9	10.23%
Regional District - South: 	17	19.32%
Sliammon: 	0	0%
Texada: 	0	0%
Somewhere else: 	4	4.55%
Total Responded to this question:	88	87.13%
Total who skipped this question:	13	12.87%
Total:	101	100%