






Survey: Powell River's Vital Signs 2015 Community Survey






Report: Lived here 11-20 years

Survey Status		Respondent Statistics		Points Summary
Status:	Closed	Total Responses:	535	No Points Questions used in this survey.
Deploy Date:	06/13/2015	Completes:	469	
Closed Date:	08/28/2015	Partials:	66	

1. Over the past four years, do you think the gap between people with high incomes and people with low incomes has changed?

	Responses	Percent	
Yes, much bigger: 	23	25.27%	
Yes, a bit bigger: 	42	46.15%	
No change: 	23	25.27%	
No, it has shrunk: 	3	3.3%	
There is no gap: 	0	0%	
Total Responded to this question:		91	98.91%
Total who skipped this question:		1	1.09%
Total:		92	100%

2. Over the past four years, how do you think our local economy has performed?

	Responses	Percent
Very well: 	0	0%
Fairly well: 	41	45.05%
No change: 	18	19.78%
Not so well: 	26	28.57%
Very badly: 	6	6.59%
Total Responded to this question:	91	98.91%
Total who skipped this question:	1	1.09%
Total:	92	100%

3. How do you think our local economy will function in the future?

	Responses	Percent
Much better:	4	4.35%
A bit better:	42	45.65%
No change:	20	21.74%
A bit worse:	20	21.74%
Much worse:	6	6.52%
Total Responded to this question:	92	100%
Total who skipped this question:	0	0%
Total:	92	100%

4. Over the past four years, how do you think the number of full-time jobs has changed?

	Responses	Percent
Much better: <input type="text"/>	0	0%
A bit better: <input type="text"/>	15	16.67%
No change: <input type="text"/>	27	30%
A bit worse: <input type="text"/>	34	37.78%
Much worse: <input type="text"/>	14	15.56%
Total Responded to this question:		90 97.83%
Total who skipped this question:		2 2.17%
Total:		92 100%

5. Do you think there will be enough jobs here in the future to keep Powell River stable and healthy?

	Responses	Percent
Yes, lots:	1	1.09%
Yes, some:	27	29.35%
Neutral:	25	27.17%
No, fewer:	32	34.78%
No, much fewer:	7	7.61%
Total Responded to this question:		92 100%
Total who skipped this question:		0 0%
Total:		92 100%

6.
Do you feel that you can take part in or affect important community decisions?

	Responses	Percent
Yes, and I do:	27	29.35%
Yes, a little:	30	32.61%
Not sure:	11	11.96%
Not really:	18	19.57%
I feel ignored:	6	6.52%
Total Responded to this question:		92 100%
Total who skipped this question:		0 0%
Total:		92 100%

7.

How easy is it for youth and young families in Powell River to become part of the community?






		Responses	Percent
Very easy:		12	13.19%
Quite easy:		41	45.05%
Neutral:		21	23.08%
Quite hard:		12	13.19%
Very hard:		5	5.49%
Total Responded to this question:		91	98.91%
Total who skipped this question:		1	1.09%
Total:		92	100%

8. How easy is it for immigrants to Powell River to become part of the community?

	Responses	Percent
Very easy:	6	6.67%
Quite easy:	26	28.89%
Neutral:	33	36.67%
Quite hard:	24	26.67%
Very hard:	1	1.11%
Total Responded to this question:		90 97.83%
Total who skipped this question:		2 2.17%
Total:		92 100%






9.

How do you rate the amount and variety of arts, cultural, and recreation activities that you enjoy in Powell River?

	Responses	Percent
Excellent: 	50	54.35%
Good: 	30	32.61%
Fair: 	11	11.96%
Poor: 	1	1.09%
Bad: 	0	0%
Total Responded to this question:	92	100%
Total who skipped this question:	0	0%
Total:	92	100%






10.

Over the last four years, how do you think Powell River is doing on recycling, composting and other ways to reduce waste, energy use and pollution?

	Responses	Percent
Excellent: 	4	4.35%
Good: 	37	40.22%
OK: 	33	35.87%
Poor: 	14	15.22%
Bad: 	4	4.35%
Total Responded to this question:	92	100%
Total who skipped this question:	0	0%
Total:	92	100%

11.

Over the last four years, have you been more able or less able to get good medical care and support here in Powell River?

	Responses	Percent
Much more: 	4	4.35%
A bit more: 	10	10.87%
No change: 	44	47.83%
A bit less: 	20	21.74%
Much less: 	14	15.22%
Total Responded to this question:	92	100%
Total who skipped this question:	0	0%
Total:	92	100%

12. Over the last four years, have you been more able or less able to get enough, and different kinds of, locally grown food?

	Responses	Percent
Much more:	20	21.74%
A bit more:	51	55.43%
No change:	16	17.39%
A bit less:	4	4.35%
Much less:	1	1.09%
Total Responded to this question:	92	100%
Total who skipped this question:	0	0%
Total:	92	100%

13.

Do you think people who need decent and safe rental housing in Powell River can find a place they can afford?






	Responses	Percent
Yes, easily: <input type="text"/>	0	0%
Yes, with effort: <input type="text"/>	26	28.26%
Neutral: <input type="text"/>	12	13.04%
No, it's hard: <input type="text"/>	35	38.04%
No, it's very hard: <input type="text"/>	19	20.65%
Total Responded to this question:		92 100%
Total who skipped this question:		0 0%
Total:		92 100%

14. Do you think people who want to buy a home in Powell River can find a suitable house at a price they can pay?

	Responses	Percent
Yes, easily:	23	25%
Yes, with effort:	43	46.74%
Neutral:	12	13.04%
No, it's hard:	9	9.78%
No, it's very hard:	5	5.43%
Total Responded to this question:	92	100%
Total who skipped this question:	0	0%
Total:	92	100%

15.

Do you think Powell River offers enough high quality learning choices to its young people?

	Responses	Percent
Yes, it's great: 	10	10.87%
Yes, it's OK: 	33	35.87%
Neutral: 	13	14.13%
No, not enough: 	32	34.78%
No, very limited: 	4	4.35%
Total Responded to this question:	92	100%
Total who skipped this question:	0	0%
Total:	92	100%

16. How important is high speed broadband internet for learning in Powell River?

	Responses	Percent
Very important:	56	60.87%
Slightly important:	17	18.48%
Neutral:	13	14.13%
Not very important:	3	3.26%
Not at all important:	3	3.26%
Total Responded to this question:		92 100%
Total who skipped this question:		0 0%
Total:		92 100%

17.

Over the last four years, has it become easier in Powell River to get around without using a car or truck?

	Responses	Percent
Yes, big progress:	0	0%
Yes, some progress:	18	19.57%
No change:	57	61.96%
No, it's worse:	11	11.96%
No, much worse:	6	6.52%
Total Responded to this question:	92	100%
Total who skipped this question:	0	0%
Total:	92	100%

18. Compared to four years ago, do you think the ferries are serving Powell River at a price everyone can afford?


	Responses	Percent
Much better: <input type="text"/>	0	0%
A bit better: <input type="text"/>	0	0%
No change: <input type="text"/>	1	1.09%
A bit worse: <input type="text"/>	26	28.26%
Much worse: <input type="text"/>	65	70.65%
Total Responded to this question:		92
Total who skipped this question:		0
Total:		92

19.

Overall, how good is your life in Powell River?







	Responses	Percent
Excellent:	32	35.56%
Good:	41	45.56%
OK:	13	14.44%
Poor:	3	3.33%
Bad:	1	1.11%
Total Responded to this question:	90	97.83%
Total who skipped this question:	2	2.17%
Total:	92	100%

20. What are your top three suggestions to make Powell River a more vital community?

	Responses	Percent
Responses: 	72	100%
Total Responded to this question:	72	78.26%
Total who skipped this question:	20	21.74%
Total:	92	100%

Graph/Chart function not relevant for this question type.

21. How old are you?

	Responses	Percent
15 - 24: 	5	5.56%
25 - 30: 	2	2.22%
31 - 40: 	11	12.22%
41 - 50: 	19	21.11%
51 - 65: 	31	34.44%
65 or older: 	22	24.44%
Total Responded to this question:	90	97.83%
Total who skipped this question:	2	2.17%
Total:	92	100%







22.
What gender are you?

	Responses	Percent
Male:	30	33.33%
Female:	55	61.11%
Other:	5	5.56%
Total Responded to this question:	90	97.83%
Total who skipped this question:	2	2.17%
Total:	92	100%

23. How long have you lived in the Powell River regional district?

	Responses	Percent
Less than 1 year: <input type="text"/>	0	0%
1 - 5 years: <input type="text"/>	0	0%
6 - 10 years: <input type="text"/>	0	0%
11 - 20 years: <input type="text"/>	92	100%
More than 20 years: <input type="text"/>	0	0%
Total Responded to this question:		92 100%
Total who skipped this question:		0 0%
Total:		92 100%

24. Where do you live? If your main residence is not in Powell River (e.g. you are here temporarily or seasonally), please choose Somewhere Else.

	Responses	Percent
City of Powell River: 	53	65.43%
Regional District - North: 	10	12.35%
Regional District - South: 	17	20.99%
Sliammon: 	0	0%
Texada: 	1	1.23%
Somewhere else: 	0	0%
Total Responded to this question:	81	88.04%
Total who skipped this question:	11	11.96%
Total:	92	100%