






Survey: Powell River's Vital Signs 2015 Community Survey






Report: Basic data, female

Survey Status		Respondent Statistics		Points Summary
Status:	Closed	Total Responses:	535	No Points Questions used in this survey.
Deploy Date:	06/13/2015	Completes:	469	
Closed Date:	08/28/2015	Partials:	66	

1. Over the past four years, do you think the gap between people with high incomes and people with low incomes has changed?

	Responses	Percent
Yes, much bigger: 	59	18.73%
Yes, a bit bigger: 	155	49.21%
No change: 	89	28.25%
No, it has shrunk: 	11	3.49%
There is no gap: 	1	0.32%
Total Responded to this question:		315 98.75%
Total who skipped this question:		4 1.25%
Total:		319 100%

2. Over the past four years, how do you think our local economy has performed?

	Responses	Percent
Very well: 	0	0%
Fairly well: 	133	41.82%
No change: 	66	20.75%
Not so well: 	107	33.65%
Very badly: 	12	3.77%
Total Responded to this question:		318 99.69%
Total who skipped this question:		1 0.31%
Total:		319 100%

3. How do you think our local economy will function in the future?

	Responses	Percent
Much better:	24	7.59%
A bit better:	150	47.47%
No change:	59	18.67%
A bit worse:	65	20.57%
Much worse:	18	5.7%
Total Responded to this question:		316 99.06%
Total who skipped this question:		3 0.94%
Total:		319 100%






4. Over the past four years, how do you think the number of full-time jobs has changed?

	Responses	Percent
Much better:	1	0.32%
A bit better:	51	16.29%
No change:	94	30.03%
A bit worse:	138	44.09%
Much worse:	29	9.27%
Total Responded to this question:		313 98.12%
Total who skipped this question:		6 1.88%
Total:		319 100%

5. Do you think there will be enough jobs here in the future to keep Powell River stable and healthy?

	Responses	Percent
Yes, lots:	6	1.92%
Yes, some:	80	25.64%
Neutral:	97	31.09%
No, fewer:	106	33.97%
No, much fewer:	23	7.37%
Total Responded to this question:		312 97.81%
Total who skipped this question:		7 2.19%
Total:		319 100%

6.
Do you feel that you can take part in or affect important community decisions?

	Responses	Percent
Yes, and I do: 	61	19.12%
Yes, a little: 	124	38.87%
Not sure: 	42	13.17%
Not really: 	79	24.76%
I feel ignored: 	13	4.08%
Total Responded to this question:		319 100%
Total who skipped this question:		0 0%
Total:		319 100%

7.

How easy is it for youth and young families in Powell River to become part of the community?

		Responses	Percent
Very easy:		31	9.78%
Quite easy:		141	44.48%
Neutral:		81	25.55%
Quite hard:		50	15.77%
Very hard:		14	4.42%
Total Responded to this question:		317	99.37%
Total who skipped this question:		2	0.63%
Total:		319	100%

8. How easy is it for immigrants to Powell River to become part of the community?

	Responses	Percent
Very easy:	10	3.17%
Quite easy:	100	31.75%
Neutral:	98	31.11%
Quite hard:	91	28.89%
Very hard:	16	5.08%
Total Responded to this question:		315 98.75%
Total who skipped this question:		4 1.25%
Total:		319 100%






9.

How do you rate the amount and variety of arts, cultural, and recreation activities that you enjoy in Powell River?

	Responses	Percent
Excellent:	147	46.08%
Good:	115	36.05%
Fair:	48	15.05%
Poor:	7	2.19%
Bad:	2	0.63%
Total Responded to this question:	319	100%
Total who skipped this question:	0	0%
Total:	319	100%

10.

Over the last four years, how do you think Powell River is doing on recycling, composting and other ways to reduce waste, energy use and pollution?

	Responses	Percent
Excellent: 	21	6.58%
Good: 	128	40.13%
OK: 	110	34.48%
Poor: 	45	14.11%
Bad: 	15	4.7%
Total Responded to this question:	319	100%
Total who skipped this question:	0	0%
Total:	319	100%

11.

Over the last four years, have you been more able or less able to get good medical care and support here in Powell River?

	Responses	Percent
Much more:	10	3.13%
A bit more:	38	11.91%
No change:	153	47.96%
A bit less:	74	23.2%
Much less:	44	13.79%
Total Responded to this question:	319	100%
Total who skipped this question:	0	0%
Total:	319	100%

12. Over the last four years, have you been more able or less able to get enough, and different kinds of, locally grown food?

	Responses	Percent
Much more:	57	17.92%
A bit more:	184	57.86%
No change:	61	19.18%
A bit less:	13	4.09%
Much less:	3	0.94%
Total Responded to this question:		318 99.69%
Total who skipped this question:		1 0.31%
Total:		319 100%

13.

Do you think people who need decent and safe rental housing in Powell River can find a place they can afford?






	Responses	Percent
Yes, easily:	2	0.63%
Yes, with effort:	58	18.35%
Neutral:	52	16.46%
No, it's hard:	147	46.52%
No, it's very hard:	57	18.04%
Total Responded to this question:		316 99.06%
Total who skipped this question:		3 0.94%
Total:		319 100%

14. Do you think people who want to buy a home in Powell River can find a suitable house at a price they can pay?






	Responses	Percent
Yes, easily:	81	25.39%
Yes, with effort:	144	45.14%
Neutral:	45	14.11%
No, it's hard:	35	10.97%
No, it's very hard:	14	4.39%
Total Responded to this question:		319 100%
Total who skipped this question:		0 0%
Total:		319 100%

15.

Do you think Powell River offers enough high quality learning choices to its young people?

	Responses	Percent
Yes, it's great: 	34	10.76%
Yes, it's OK: 	107	33.86%
Neutral: 	47	14.87%
No, not enough: 	101	31.96%
No, very limited: 	27	8.54%
Total Responded to this question:	316	99.06%
Total who skipped this question:	3	0.94%
Total:	319	100%

16. How important is high speed broadband internet for learning in Powell River?

	Responses	Percent
Very important: 	202	63.72%
Slightly important: 	72	22.71%
Neutral: 	34	10.73%
Not very important: 	4	1.26%
Not at all important: 	5	1.58%
Total Responded to this question:		317
Total who skipped this question:		2
Total:		319
		100%

17.

Over the last four years, has it become easier in Powell River to get around without using a car or truck?






	Responses	Percent
Yes, big progress:	4	1.26%
Yes, some progress:	76	23.97%
No change:	192	60.57%
No, it's worse:	37	11.67%
No, much worse:	8	2.52%
Total Responded to this question:	317	99.37%
Total who skipped this question:	2	0.63%
Total:	319	100%

18. Compared to four years ago, do you think the ferries are serving Powell River at a price everyone can afford?


	Responses	Percent
Much better: <input type="text"/>	0	0%
A bit better: <input type="text"/>	1	0.31%
No change: <input type="text"/>	6	1.88%
A bit worse: <input type="text"/>	62	19.44%
Much worse: <input type="text"/>	250	78.37%
Total Responded to this question:		319 100%
Total who skipped this question:		0 0%
Total:		319 100%

19.

Overall, how good is your life in Powell River?

		Responses	Percent
Excellent:		112	35.44%
Good:		147	46.52%
OK:		42	13.29%
Poor:		15	4.75%
Bad:		0	0%
Total Responded to this question:		316	99.06%
Total who skipped this question:		3	0.94%
Total:		319	100%

20. What are your top three suggestions to make Powell River a more vital community?

	Responses	Percent
Responses: 	262	100%
Total Responded to this question:	262	82.13%
Total who skipped this question:	57	17.87%
Total:	319	100%

Graph/Chart function not relevant for this question type.

21. How old are you?

	Responses	Percent
15 - 24:	9	2.88%
25 - 30:	12	3.85%
31 - 40:	44	14.1%
41 - 50:	54	17.31%
51 - 65:	127	40.71%
65 or older:	66	21.15%
Total Responded to this question:		312 97.81%
Total who skipped this question:		7 2.19%
Total:		319 100%







22.
What gender are you?

	Responses	Percent
Male: <input type="text"/>	0	0%
Female: <input checked="" type="text"/>	319	100%
Other: <input type="text"/>	0	0%
Total Responded to this question:		319 100%
Total who skipped this question:		0 0%
Total:		319 100%

23. How long have you lived in the Powell River regional district?

	Responses	Percent
Less than 1 year:	5	1.57%
1 - 5 years:	40	12.54%
6 - 10 years:	67	21%
11 - 20 years:	55	17.24%
More than 20 years:	152	47.65%
Total Responded to this question:		319
Total who skipped this question:		0
Total:		319
		100%
		0%
		100%

24. Where do you live? If your main residence is not in Powell River (e.g. you are here temporarily or seasonally), please choose Somewhere Else.

	Responses	Percent
City of Powell River: 	193	68.68%
Regional District - North: 	29	10.32%
Regional District - South: 	51	18.15%
Sliammon: 	2	0.71%
Texada: 	1	0.36%
Somewhere else: 	5	1.78%
Total Responded to this question:	281	88.09%
Total who skipped this question:	38	11.91%
Total:	319	100%