






**Survey: Powell River's Vital Signs 2015 Community Survey**

**Report: City**

Survey Status		Respondent Statistics		Points Summary
Status:	Closed	Total Responses:	535	No Points Questions used in this survey.
Deploy Date:	06/13/2015	Completes:	469	
Closed Date:	08/28/2015	Partials:	66	

**1. Over the past four years, do you think the gap between people with high incomes and people with low incomes has changed?**

	Responses	Percent
Yes, much bigger: 	58	19.59%
Yes, a bit bigger: 	145	48.99%
No change: 	81	27.36%
No, it has shrunk: 	10	3.38%
There is no gap: 	2	0.68%
Total Responded to this question:		296 99%
Total who skipped this question:		3 1%
Total:		299 100%

**2. Over the past four years, how do you think our local economy has performed?**

	<b>Responses</b>	<b>Percent</b>
Very well:	3	1.01%
Fairly well:	120	40.27%
No change:	58	19.46%
Not so well:	101	33.89%
Very badly:	16	5.37%
Total Responded to this question:		298 99.67%
Total who skipped this question:		1 0.33%
Total:		299 100%

### 3. How do you think our local economy will function in the future?

	Responses	Percent
Much better:	26	8.87%
A bit better:	134	45.73%
No change:	56	19.11%
A bit worse:	60	20.48%
Much worse:	17	5.8%
Total Responded to this question:	293	97.99%
Total who skipped this question:	6	2.01%
Total:	299	100%

**4. Over the past four years, how do you think the number of full-time jobs has changed?**

	<b>Responses</b>	<b>Percent</b>
Much better:	2	0.68%
A bit better:	48	16.44%
No change:	93	31.85%
A bit worse:	122	41.78%
Much worse:	27	9.25%
Total Responded to this question:		292
Total who skipped this question:		7
Total:		299
		97.66%
		2.34%
		100%

**5. Do you think there will be enough jobs here in the future to keep Powell River stable and healthy?**

	<b>Responses</b>	<b>Percent</b>
Yes, lots:	6	2.06%
Yes, some:	81	27.84%
Neutral:	82	28.18%
No, fewer:	99	34.02%
No, much fewer:	23	7.9%
Total Responded to this question:		291
Total who skipped this question:		8
Total:		299
		97.32%
		2.68%
		100%

**6.**  
**Do you feel that you can take part in or affect important community decisions?**

	<b>Responses</b>	<b>Percent</b>
Yes, and I do:	59	19.73%
Yes, a little:	120	40.13%
Not sure:	41	13.71%
Not really:	65	21.74%
I feel ignored:	14	4.68%
Total Responded to this question:		299 100%
Total who skipped this question:		0 0%
Total:		299 100%

**7.**

**How easy is it for youth and young families in Powell River to become part of the community?**

	<b>Responses</b>	<b>Percent</b>
Very easy:	26	8.72%
Quite easy:	131	43.96%
Neutral:	82	27.52%
Quite hard:	48	16.11%
Very hard:	11	3.69%
Total Responded to this question:		298 99.67%
Total who skipped this question:		1 0.33%
Total:		299 100%

**8. How easy is it for immigrants to Powell River to become part of the community?**

	Responses	Percent
Very easy:	16	5.37%
Quite easy:	88	29.53%
Neutral:	99	33.22%
Quite hard:	79	26.51%
Very hard:	16	5.37%
Total Responded to this question:		298 99.67%
Total who skipped this question:		1 0.33%
Total:		299 100%








9.

How do you rate the amount and variety of arts, cultural, and recreation activities that you enjoy in Powell River?

		Responses	Percent
Excellent:		131	43.81%
Good:		123	41.14%
Fair:		36	12.04%
Poor:		4	1.34%
Bad:		5	1.67%
Total Responded to this question:		299	100%
Total who skipped this question:		0	0%
Total:		299	100%






10.

Over the last four years, how do you think Powell River is doing on recycling, composting and other ways to reduce waste, energy use and pollution?

	Responses	Percent
Excellent: 	14	4.68%
Good: 	112	37.46%
OK: 	108	36.12%
Poor: 	50	16.72%
Bad: 	15	5.02%
Total Responded to this question:	299	100%
Total who skipped this question:	0	0%
Total:	299	100%

11.

Over the last four years, have you been more able or less able to get good medical care and support here in Powell River?

	Responses	Percent
Much more: 	9	3.01%
A bit more: 	55	18.39%
No change: 	129	43.14%
A bit less: 	64	21.4%
Much less: 	42	14.05%
Total Responded to this question:	299	100%
Total who skipped this question:	0	0%
Total:	299	100%

**12. Over the last four years, have you been more able or less able to get enough, and different kinds of, locally grown food?**

	Responses	Percent
Much more:	49	16.44%
A bit more:	171	57.38%
No change:	65	21.81%
A bit less:	10	3.36%
Much less:	3	1.01%
Total Responded to this question:		298 99.67%
Total who skipped this question:		1 0.33%
Total:		299 100%

13.

Do you think people who need decent and safe rental housing in Powell River can find a place they can afford?






	Responses	Percent
Yes, easily:	7	2.36%
Yes, with effort:	63	21.21%
Neutral:	39	13.13%
No, it's hard:	129	43.43%
No, it's very hard:	59	19.87%
Total Responded to this question:		297 99.33%
Total who skipped this question:		2 0.67%
Total:		299 100%

**14. Do you think people who want to buy a home in Powell River can find a suitable house at a price they can pay?**

	Responses	Percent
Yes, easily:	80	26.76%
Yes, with effort:	137	45.82%
Neutral:	37	12.37%
No, it's hard:	30	10.03%
No, it's very hard:	15	5.02%
Total Responded to this question:	299	100%
Total who skipped this question:	0	0%
Total:	299	100%

15.

Do you think Powell River offers enough high quality learning choices to its young people?

	Responses	Percent
Yes, it's great: 	35	11.78%
Yes, it's OK: 	97	32.66%
Neutral: 	39	13.13%
No, not enough: 	99	33.33%
No, very limited: 	27	9.09%
Total Responded to this question:	297	99.33%
Total who skipped this question:	2	0.67%
Total:	299	100%

**16. How important is high speed broadband internet for learning in Powell River?**

	Responses	Percent
Very important:	183	61.2%
Slightly important:	73	24.41%
Neutral:	33	11.04%
Not very important:	5	1.67%
Not at all important:	5	1.67%
Total Responded to this question:	299	100%
Total who skipped this question:	0	0%
Total:	299	100%



17.

Over the last four years, has it become easier in Powell River to get around without using a car or truck?

	Responses	Percent
Yes, big progress:	4	1.35%
Yes, some progress:	72	24.24%
No change:	171	57.58%
No, it's worse:	40	13.47%
No, much worse:	10	3.37%
Total Responded to this question:	297	99.33%
Total who skipped this question:	2	0.67%
Total:	299	100%

**18. Compared to four years ago, do you think the ferries are serving Powell River at a price everyone can afford?**


	<b>Responses</b>	<b>Percent</b>
Much better: <input type="text"/>	0	0%
A bit better: <input type="text"/>	0	0%
No change: <input type="text"/>	8	2.68%
A bit worse: <input type="text"/>	68	22.74%
Much worse: <input type="text"/>	223	74.58%
Total Responded to this question:		299 100%
Total who skipped this question:		0 0%
Total:		299 100%

19.

Overall, how good is your life in Powell River?

	Responses	Percent
Excellent:	100	33.67%
Good:	140	47.14%
OK:	39	13.13%
Poor:	15	5.05%
Bad:	3	1.01%
Total Responded to this question:	297	99.33%
Total who skipped this question:	2	0.67%
Total:	299	100%

**20. What are your top three suggestions to make Powell River a more vital community?**

	<b>Responses</b>	<b>Percent</b>
Responses: 	246	100%
Total Responded to this question:	246	82.27%
Total who skipped this question:	53	17.73%
Total:	299	100%

**Graph/Chart function not relevant for this question type.**

21. How old are you?

	Responses	Percent
15 - 24:	6	2.03%
25 - 30:	14	4.75%
31 - 40:	51	17.29%
41 - 50:	48	16.27%
51 - 65:	112	37.97%
65 or older:	64	21.69%
Total Responded to this question:		295 98.66%
Total who skipped this question:		4 1.34%
Total:		299 100%

**22.**  
**What gender are you?**

	<b>Responses</b>	<b>Percent</b>
Male:	92	31.29%
Female:	193	65.65%
Other:	9	3.06%
Total Responded to this question:	294	98.33%
Total who skipped this question:	5	1.67%
Total:	299	100%

**23. How long have you lived in the Powell River regional district?**

	<b>Responses</b>	<b>Percent</b>
Less than 1 year:	9	3.02%
1 - 5 years:	44	14.77%
6 - 10 years:	58	19.46%
11 - 20 years:	53	17.79%
More than 20 years:	134	44.97%
Total Responded to this question:		298
Total who skipped this question:		1
Total:		299
		99.67%
		0.33%
		100%

**24. Where do you live? If your main residence is not in Powell River (e.g. you are here temporarily or seasonally), please choose Somewhere Else.**

	Responses	Percent
City of Powell River: <input checked="" type="checkbox"/>	299	100%
Regional District - North: <input type="checkbox"/>	0	0%
Regional District - South: <input type="checkbox"/>	0	0%
Sliammon: <input type="checkbox"/>	0	0%
Texada: <input type="checkbox"/>	0	0%
Somewhere else: <input type="checkbox"/>	0	0%
Total Responded to this question:		299 100%
Total who skipped this question:		0 0%
Total:		299 100%