






**Survey: Powell River's Vital Signs 2015 Community Survey**

**Report: Basic data, all responses**

Survey Status		Respondent Statistics		Points Summary
Status:	Closed	Total Responses:	535	No Points Questions used in this survey.
Deploy Date:	06/13/2015	Completes:	469	
Closed Date:	08/28/2015	Partials:	66	

**1. Over the past four years, do you think the gap between people with high incomes and people with low incomes has changed?**

	Responses	Percent
Yes, much bigger: 	103	19.54%
Yes, a bit bigger: 	250	47.44%
No change: 	152	28.84%
No, it has shrunk: 	20	3.8%
There is no gap: 	2	0.38%
Total Responded to this question:		527 98.5%
Total who skipped this question:		8 1.5%
Total:		535 100%






**2. Over the past four years, how do you think our local economy has performed?**

	Responses	Percent
Very well:	4	0.77%
Fairly well:	211	40.81%
No change:	105	20.31%
Not so well:	175	33.85%
Very badly:	22	4.26%
Total Responded to this question:		517 96.64%
Total who skipped this question:		18 3.36%
Total:		535 100%

### 3. How do you think our local economy will function in the future?

	Responses	Percent
Much better:	40	7.83%
A bit better:	226	44.23%
No change:	106	20.74%
A bit worse:	106	20.74%
Much worse:	33	6.46%
Total Responded to this question:	511	95.51%
Total who skipped this question:	24	4.49%
Total:	535	100%

**4. Over the past four years, how do you think the number of full-time jobs has changed?**

	Responses	Percent
Much better: 	2	0.4%
A bit better: 	89	17.73%
No change: 	154	30.68%
A bit worse: 	205	40.84%
Much worse: 	52	10.36%
Total Responded to this question:		502 93.83%
Total who skipped this question:		33 6.17%
Total:		535 100%

**5. Do you think there will be enough jobs here in the future to keep Powell River stable and healthy?**

	Responses	Percent
Yes, lots:	14	2.78%
Yes, some:	128	25.4%
Neutral:	155	30.75%
No, fewer:	165	32.74%
No, much fewer:	42	8.33%
Total Responded to this question:		504 94.21%
Total who skipped this question:		31 5.79%
Total:		535 100%

6.

Do you feel that you can take part in or affect important community decisions?

	Responses	Percent
Yes, and I do:	106	20.74%
Yes, a little:	191	37.38%
Not sure:	70	13.7%
Not really:	115	22.5%
I feel ignored:	29	5.68%
Total Responded to this question:	511	95.51%
Total who skipped this question:	24	4.49%
Total:	535	100%

**7.**

**How easy is it for youth and young families in Powell River to become part of the community?**

		<b>Responses</b>	<b>Percent</b>
Very easy:		43	8.48%
Quite easy:		230	45.36%
Neutral:		135	26.63%
Quite hard:		77	15.19%
Very hard:		22	4.34%
Total Responded to this question:		507	94.77%
Total who skipped this question:		28	5.23%
Total:		535	100%






**8. How easy is it for immigrants to Powell River to become part of the community?**

	<b>Responses</b>	<b>Percent</b>
Very easy:	23	4.55%
Quite easy:	159	31.42%
Neutral:	166	32.81%
Quite hard:	132	26.09%
Very hard:	26	5.14%
Total Responded to this question:		506 94.58%
Total who skipped this question:		29 5.42%
Total:		535 100%








9.

How do you rate the amount and variety of arts, cultural, and recreation activities that you enjoy in Powell River?

	Responses	Percent
Excellent: 	223	43.81%
Good: 	200	39.29%
Fair: 	70	13.75%
Poor: 	11	2.16%
Bad: 	5	0.98%
Total Responded to this question:	509	95.14%
Total who skipped this question:	26	4.86%
Total:	535	100%

10.

Over the last four years, how do you think Powell River is doing on recycling, composting and other ways to reduce waste, energy use and pollution?

	Responses	Percent
Excellent: 	37	7.3%
Good: 	190	37.48%
OK: 	179	35.31%
Poor: 	73	14.4%
Bad: 	28	5.52%
Total Responded to this question:	507	94.77%
Total who skipped this question:	28	5.23%
Total:	535	100%

11.

Over the last four years, have you been more able or less able to get good medical care and support here in Powell River?

	Responses	Percent
Much more:	20	3.98%
A bit more:	76	15.14%
No change:	236	47.01%
A bit less:	102	20.32%
Much less:	68	13.55%
Total Responded to this question:	502	93.83%
Total who skipped this question:	33	6.17%
Total:	535	100%

**12. Over the last four years, have you been more able or less able to get enough, and different kinds of, locally grown food?**

	Responses	Percent
Much more:	92	18.33%
A bit more:	283	56.37%
No change:	106	21.12%
A bit less:	16	3.19%
Much less:	5	1%
Total Responded to this question:		502 93.83%
Total who skipped this question:		33 6.17%
Total:		535 100%

13.

Do you think people who need decent and safe rental housing in Powell River can find a place they can afford?






	Responses	Percent
Yes, easily:	9	1.81%
Yes, with effort:	108	21.69%
Neutral:	89	17.87%
No, it's hard:	210	42.17%
No, it's very hard:	82	16.47%
Total Responded to this question:		498 93.08%
Total who skipped this question:		37 6.92%
Total:		535 100%

**14. Do you think people who want to buy a home in Powell River can find a suitable house at a price they can pay?**

	Responses	Percent
Yes, easily:	127	25.35%
Yes, with effort:	231	46.11%
Neutral:	69	13.77%
No, it's hard:	55	10.98%
No, it's very hard:	19	3.79%
Total Responded to this question:	501	93.64%
Total who skipped this question:	34	6.36%
Total:	535	100%

15.

Do you think Powell River offers enough high quality learning choices to its young people?

	Responses	Percent
Yes, it's great: 	55	11.07%
Yes, it's OK: 	175	35.21%
Neutral: 	73	14.69%
No, not enough: 	152	30.58%
No, very limited: 	42	8.45%
Total Responded to this question:	497	92.9%
Total who skipped this question:	38	7.1%
Total:	535	100%

**16. How important is high speed broadband internet for learning in Powell River?**

	Responses	Percent
Very important:	304	61.17%
Slightly important:	122	24.55%
Neutral:	55	11.07%
Not very important:	8	1.61%
Not at all important:	8	1.61%
Total Responded to this question:	497	92.9%
Total who skipped this question:	38	7.1%
Total:	535	100%



17.

Over the last four years, has it become easier in Powell River to get around without using a car or truck?






	Responses	Percent
Yes, big progress:	5	1.01%
Yes, some progress:	108	21.77%
No change:	314	63.31%
No, it's worse:	53	10.69%
No, much worse:	16	3.23%
Total Responded to this question:	496	92.71%
Total who skipped this question:	39	7.29%
Total:	535	100%

**18. Compared to four years ago, do you think the ferries are serving Powell River at a price everyone can afford?**


	Responses	Percent
Much better: <input type="text"/>	0	0%
A bit better: <input type="text"/>	1	0.2%
No change: <input type="text"/>	12	2.4%
A bit worse: <input type="text"/>	110	22.04%
Much worse: <input type="text"/>	376	75.35%
Total Responded to this question:		499 93.27%
Total who skipped this question:		36 6.73%
Total:		535 100%

19.

Overall, how good is your life in Powell River?

		Responses	Percent
Excellent:		179	36.61%
Good:		217	44.38%
OK:		66	13.5%
Poor:		24	4.91%
Bad:		3	0.61%
Total Responded to this question:		489	91.4%
Total who skipped this question:		46	8.6%
Total:		535	100%

**20. What are your top three suggestions to make Powell River a more vital community?**




	<b>Responses</b>	<b>Percent</b>
Responses: 	391	100%
Total Responded to this question:	391	73.08%
Total who skipped this question:	144	26.92%
Total:	535	100%

**Graph/Chart function not relevant for this question type.**

21. How old are you?

	Responses	Percent
15 - 24:	11	2.31%
25 - 30:	19	3.98%
31 - 40:	76	15.93%
41 - 50:	79	16.56%
51 - 65:	190	39.83%
65 or older:	102	21.38%
Total Responded to this question:		477 89.16%
Total who skipped this question:		58 10.84%
Total:		535 100%







**22.**  
**What gender are you?**

	<b>Responses</b>	<b>Percent</b>
Male: 	150	31.25%
Female: 	319	66.46%
Other: 	11	2.29%
Total Responded to this question:	480	89.72%
Total who skipped this question:	55	10.28%
Total:	535	100%

**23. How long have you lived in the Powell River regional district?**

	<b>Responses</b>	<b>Percent</b>
Less than 1 year:	9	1.85%
1 - 5 years:	69	14.2%
6 - 10 years:	101	20.78%
11 - 20 years:	92	18.93%
More than 20 years:	215	44.24%
Total Responded to this question:		486
Total who skipped this question:		49
Total:		535
		90.84%
		9.16%
		100%

**24. Where do you live? If your main residence is not in Powell River (e.g. you are here temporarily or seasonally), please choose Somewhere Else.**

	Responses	Percent
City of Powell River: 	299	69.7%
Regional District - North: 	43	10.02%
Regional District - South: 	73	17.02%
Sliammon: 	3	0.7%
Texada: 	3	0.7%
Somewhere else: 	8	1.86%
Total Responded to this question:	429	80.19%
Total who skipped this question:	106	19.81%
Total:	535	100%