






**Survey: Powell River's Vital Signs 2015 Community Survey**

**Report: Basic data 65 +**

Survey Status		Respondent Statistics		Points Summary
Status:	Closed	Total Responses:	535	No Points Questions used in this survey.
Deploy Date:	06/13/2015	Completes:	469	
Closed Date:	08/28/2015	Partials:	66	

**1. Over the past four years, do you think the gap between people with high incomes and people with low incomes has changed?**

	Responses	Percent	
Yes, much bigger: 	24	24.74%	
Yes, a bit bigger: 	45	46.39%	
No change: 	26	26.8%	
No, it has shrunk: 	2	2.06%	
There is no gap: 	0	0%	
Total Responded to this question:		97	95.1%
Total who skipped this question:		5	4.9%
Total:		102	100%






**2. Over the past four years, how do you think our local economy has performed?**

		<b>Responses</b>	<b>Percent</b>
Very well:		0	0%
Fairly well:		44	43.56%
No change:		21	20.79%
Not so well:		31	30.69%
Very badly:		5	4.95%
Total Responded to this question:		101	99.02%
Total who skipped this question:		1	0.98%
Total:		102	100%

**3. How do you think our local economy will function in the future?**

	<b>Responses</b>	<b>Percent</b>
Much better:	7	7.07%
A bit better:	58	58.59%
No change:	13	13.13%
A bit worse:	16	16.16%
Much worse:	5	5.05%
Total Responded to this question:		99
Total who skipped this question:		3
Total:		102
		97.06%
		2.94%
		100%

**4. Over the past four years, how do you think the number of full-time jobs has changed?**

	Responses	Percent
Much better: 	0	0%
A bit better: 	14	14.43%
No change: 	26	26.8%
A bit worse: 	48	49.48%
Much worse: 	9	9.28%
Total Responded to this question:		97 95.1%
Total who skipped this question:		5 4.9%
Total:		102 100%

**5. Do you think there will be enough jobs here in the future to keep Powell River stable and healthy?**

	Responses	Percent
Yes, lots:	1	1%
Yes, some:	26	26%
Neutral:	35	35%
No, fewer:	32	32%
No, much fewer:	6	6%
Total Responded to this question:		100 98.04%
Total who skipped this question:		2 1.96%
Total:		102 100%

**6.**  
**Do you feel that you can take part in or affect important community decisions?**

	<b>Responses</b>	<b>Percent</b>
Yes, and I do:	27	26.47%
Yes, a little:	34	33.33%
Not sure:	14	13.73%
Not really:	18	17.65%
I feel ignored:	9	8.82%
Total Responded to this question:		102      100%
Total who skipped this question:		0      0%
Total:		102      100%

**7.**

**How easy is it for youth and young families in Powell River to become part of the community?**

	<b>Responses</b>	<b>Percent</b>
Very easy:	13	12.87%
Quite easy:	47	46.53%
Neutral:	19	18.81%
Quite hard:	16	15.84%
Very hard:	6	5.94%
Total Responded to this question:		101 99.02%
Total who skipped this question:		1 0.98%
Total:		102 100%

**8. How easy is it for immigrants to Powell River to become part of the community?**

	Responses	Percent
Very easy:	8	8%
Quite easy:	38	38%
Neutral:	21	21%
Quite hard:	29	29%
Very hard:	4	4%
Total Responded to this question:		100 98.04%
Total who skipped this question:		2 1.96%
Total:		102 100%



9.

How do you rate the amount and variety of arts, cultural, and recreation activities that you enjoy in Powell River?

	Responses	Percent
Excellent:	57	55.88%
Good:	34	33.33%
Fair:	9	8.82%
Poor:	1	0.98%
Bad:	1	0.98%
Total Responded to this question:	102	100%
Total who skipped this question:	0	0%
Total:	102	100%

10.

Over the last four years, how do you think Powell River is doing on recycling, composting and other ways to reduce waste, energy use and pollution?

	Responses	Percent
Excellent:	11	10.78%
Good:	45	44.12%
OK:	30	29.41%
Poor:	11	10.78%
Bad:	5	4.9%
Total Responded to this question:	102	100%
Total who skipped this question:	0	0%
Total:	102	100%

11.

Over the last four years, have you been more able or less able to get good medical care and support here in Powell River?

	Responses	Percent
Much more:	4	3.96%
A bit more:	23	22.77%
No change:	50	49.5%
A bit less:	15	14.85%
Much less:	9	8.91%
Total Responded to this question:	101	99.02%
Total who skipped this question:	1	0.98%
Total:	102	100%

**12. Over the last four years, have you been more able or less able to get enough, and different kinds of, locally grown food?**

	<b>Responses</b>	<b>Percent</b>
Much more:	20	19.61%
A bit more:	49	48.04%
No change:	28	27.45%
A bit less:	2	1.96%
Much less:	3	2.94%
Total Responded to this question:		102
Total who skipped this question:		0
Total:		102
		100%

13.

Do you think people who need decent and safe rental housing in Powell River can find a place they can afford?






	Responses	Percent
Yes, easily:	1	0.99%
Yes, with effort:	27	26.73%
Neutral:	26	25.74%
No, it's hard:	39	38.61%
No, it's very hard:	8	7.92%
Total Responded to this question:		101 99.02%
Total who skipped this question:		1 0.98%
Total:		102 100%

**14. Do you think people who want to buy a home in Powell River can find a suitable house at a price they can pay?**

	Responses	Percent
Yes, easily:	28	27.45%
Yes, with effort:	58	56.86%
Neutral:	9	8.82%
No, it's hard:	6	5.88%
No, it's very hard:	1	0.98%
Total Responded to this question:	102	100%
Total who skipped this question:	0	0%
Total:	102	100%

15.

Do you think Powell River offers enough high quality learning choices to its young people?

	Responses	Percent
Yes, it's great: 	20	19.8%
Yes, it's OK: 	38	37.62%
Neutral: 	9	8.91%
No, not enough: 	31	30.69%
No, very limited: 	3	2.97%
Total Responded to this question:	101	99.02%
Total who skipped this question:	1	0.98%
Total:	102	100%

**16. How important is high speed broadband internet for learning in Powell River?**

		<b>Responses</b>	<b>Percent</b>
Very important:		65	64.36%
Slightly important:		24	23.76%
Neutral:		11	10.89%
Not very important:		0	0%
Not at all important:		1	0.99%
Total Responded to this question:		101	99.02%
Total who skipped this question:		1	0.98%
Total:		102	100%



17.

Over the last four years, has it become easier in Powell River to get around without using a car or truck?






	Responses	Percent
Yes, big progress:	3	2.94%
Yes, some progress:	28	27.45%
No change:	55	53.92%
No, it's worse:	12	11.76%
No, much worse:	4	3.92%
Total Responded to this question:		102 100%
Total who skipped this question:		0 0%
Total:		102 100%

**18. Compared to four years ago, do you think the ferries are serving Powell River at a price everyone can afford?**


	<b>Responses</b>	<b>Percent</b>
Much better: <input type="text"/>	0	0%
A bit better: <input type="text"/>	0	0%
No change: <input type="text"/>	1	0.98%
A bit worse: <input type="text"/>	18	17.65%
Much worse: <input type="text"/>	83	81.37%
Total Responded to this question:		102
Total who skipped this question:		0
Total:		102
		100%

19.

Overall, how good is your life in Powell River?

	Responses	Percent
Excellent: 	47	47%
Good: 	37	37%
OK: 	15	15%
Poor: 	1	1%
Bad: 	0	0%
Total Responded to this question:	100	98.04%
Total who skipped this question:	2	1.96%
Total:	102	100%

**20. What are your top three suggestions to make Powell River a more vital community?**




	<b>Responses</b>	<b>Percent</b>
Responses: 	86	100%
Total Responded to this question:	86	84.31%
Total who skipped this question:	16	15.69%
Total:	102	100%

**Graph/Chart function not relevant for this question type.**

**21. How old are you?**

	<b>Responses</b>	<b>Percent</b>
15 - 24: <input type="text"/>	0	0%
25 - 30: <input type="text"/>	0	0%
31 - 40: <input type="text"/>	0	0%
41 - 50: <input type="text"/>	0	0%
51 - 65: <input type="text"/>	0	0%
65 or older: <input type="text"/>	102	100%
Total Responded to this question:		102 100%
Total who skipped this question:		0 0%
Total:		102 100%







**22.**  
**What gender are you?**

	<b>Responses</b>	<b>Percent</b>
Male: 	33	33.33%
Female: 	66	66.67%
Other: 	0	0%
Total Responded to this question:	99	97.06%
Total who skipped this question:	3	2.94%
Total:	102	100%

**23. How long have you lived in the Powell River regional district?**

		<b>Responses</b>	<b>Percent</b>
Less than 1 year:		0	0%
1 - 5 years:		8	7.84%
6 - 10 years:		16	15.69%
11 - 20 years:		22	21.57%
More than 20 years:		56	54.9%
Total Responded to this question:		102	100%
Total who skipped this question:		0	0%
Total:		102	100%

**24. Where do you live? If your main residence is not in Powell River (e.g. you are here temporarily or seasonally), please choose Somewhere Else.**

	Responses	Percent
City of Powell River: 	64	71.91%
Regional District - North: 	13	14.61%
Regional District - South: 	9	10.11%
Sliammon: 	0	0%
Texada: 	2	2.25%
Somewhere else: 	1	1.12%
Total Responded to this question:	89	87.25%
Total who skipped this question:	13	12.75%
Total:	102	100%