








**Survey: Powell River's Vital Signs 2015 Community Survey**

**Report: Basic data 51-65**

Survey Status		Respondent Statistics		Points Summary
Status:	Closed	Total Responses:	535	No Points Questions used in this survey.
Deploy Date:	06/13/2015	Completes:	469	
Closed Date:	08/28/2015	Partials:	66	

**1. Over the past four years, do you think the gap between people with high incomes and people with low incomes has changed?**

	Responses	Percent	
Yes, much bigger: 	45	23.68%	
Yes, a bit bigger: 	83	43.68%	
No change: 	53	27.89%	
No, it has shrunk: 	9	4.74%	
There is no gap: 	0	0%	
Total Responded to this question:		190	100%
Total who skipped this question:		0	0%
Total:		190	100%

**2. Over the past four years, how do you think our local economy has performed?**

	<b>Responses</b>	<b>Percent</b>
Very well:	2	1.05%
Fairly well:	75	39.47%
No change:	36	18.95%
Not so well:	69	36.32%
Very badly:	8	4.21%
Total Responded to this question:	190	100%
Total who skipped this question:	0	0%
Total:	190	100%

### 3. How do you think our local economy will function in the future?

	Responses	Percent
Much better:	12	6.42%
A bit better:	83	44.39%
No change:	44	23.53%
A bit worse:	41	21.93%
Much worse:	7	3.74%
Total Responded to this question:	187	98.42%
Total who skipped this question:	3	1.58%
Total:	190	100%

**4. Over the past four years, how do you think the number of full-time jobs has changed?**

	<b>Responses</b>	<b>Percent</b>
Much better:	2	1.06%
A bit better:	38	20.11%
No change:	62	32.8%
A bit worse:	68	35.98%
Much worse:	19	10.05%
Total Responded to this question:		189 99.47%
Total who skipped this question:		1 0.53%
Total:		190 100%

**5. Do you think there will be enough jobs here in the future to keep Powell River stable and healthy?**

	Responses	Percent
Yes, lots:	6	3.21%
Yes, some:	53	28.34%
Neutral:	59	31.55%
No, fewer:	57	30.48%
No, much fewer:	12	6.42%
Total Responded to this question:		187 98.42%
Total who skipped this question:		3 1.58%
Total:		190 100%

**6.**  
**Do you feel that you can take part in or affect important community decisions?**

	<b>Responses</b>	<b>Percent</b>
Yes, and I do:	37	19.47%
Yes, a little:	75	39.47%
Not sure:	28	14.74%
Not really:	40	21.05%
I feel ignored:	10	5.26%
Total Responded to this question:		190
Total who skipped this question:		0
<b>Total:</b>		<b>190</b>
		<b>100%</b>

7.

How easy is it for youth and young families in Powell River to become part of the community?

	Responses	Percent
Very easy:	14	7.41%
Quite easy:	96	50.79%
Neutral:	53	28.04%
Quite hard:	20	10.58%
Very hard:	6	3.17%
Total Responded to this question:	189	99.47%
Total who skipped this question:	1	0.53%
Total:	190	100%






**8. How easy is it for immigrants to Powell River to become part of the community?**

	Responses	Percent
Very easy:	9	4.76%
Quite easy:	69	36.51%
Neutral:	63	33.33%
Quite hard:	39	20.63%
Very hard:	9	4.76%
Total Responded to this question:	189	99.47%
Total who skipped this question:	1	0.53%
Total:	190	100%








9.

How do you rate the amount and variety of arts, cultural, and recreation activities that you enjoy in Powell River?

		Responses	Percent
Excellent:		87	45.79%
Good:		78	41.05%
Fair:		22	11.58%
Poor:		3	1.58%
Bad:		0	0%
Total Responded to this question:		190	100%
Total who skipped this question:		0	0%
Total:		190	100%

10.

Over the last four years, how do you think Powell River is doing on recycling, composting and other ways to reduce waste, energy use and pollution?

	Responses	Percent
Excellent: 	12	6.32%
Good: 	74	38.95%
OK: 	68	35.79%
Poor: 	28	14.74%
Bad: 	8	4.21%
Total Responded to this question:	190	100%
Total who skipped this question:	0	0%
Total:	190	100%

11.

Over the last four years, have you been more able or less able to get good medical care and support here in Powell River?

	Responses	Percent
Much more:	8	4.21%
A bit more:	25	13.16%
No change:	90	47.37%
A bit less:	46	24.21%
Much less:	21	11.05%
Total Responded to this question:	190	100%
Total who skipped this question:	0	0%
Total:	190	100%

**12. Over the last four years, have you been more able or less able to get enough, and different kinds of, locally grown food?**

	Responses	Percent
Much more:	37	19.58%
A bit more:	114	60.32%
No change:	30	15.87%
A bit less:	7	3.7%
Much less:	1	0.53%
Total Responded to this question:		189 99.47%
Total who skipped this question:		1 0.53%
Total:		190 100%

13.

Do you think people who need decent and safe rental housing in Powell River can find a place they can afford?






	Responses	Percent
Yes, easily:	3	1.6%
Yes, with effort:	47	25%
Neutral:	32	17.02%
No, it's hard:	81	43.09%
No, it's very hard:	25	13.3%
Total Responded to this question:		188 98.95%
Total who skipped this question:		2 1.05%
Total:		190 100%

**14. Do you think people who want to buy a home in Powell River can find a suitable house at a price they can pay?**






	Responses	Percent
Yes, easily:	56	29.47%
Yes, with effort:	86	45.26%
Neutral:	23	12.11%
No, it's hard:	18	9.47%
No, it's very hard:	7	3.68%
Total Responded to this question:	190	100%
Total who skipped this question:	0	0%
Total:	190	100%

15.

Do you think Powell River offers enough high quality learning choices to its young people?

	Responses	Percent
Yes, it's great: 	14	7.45%
Yes, it's OK: 	86	45.74%
Neutral: 	27	14.36%
No, not enough: 	53	28.19%
No, very limited: 	8	4.26%
Total Responded to this question:	188	98.95%
Total who skipped this question:	2	1.05%
Total:	190	100%

**16. How important is high speed broadband internet for learning in Powell River?**

	<b>Responses</b>	<b>Percent</b>
Very important: 	112	59.26%
Slightly important: 	51	26.98%
Neutral: 	20	10.58%
Not very important: 	4	2.12%
Not at all important: 	2	1.06%
Total Responded to this question:		189 99.47%
Total who skipped this question:		1 0.53%
Total:		190 100%



17.

Over the last four years, has it become easier in Powell River to get around without using a car or truck?






	Responses	Percent
Yes, big progress:	2	1.06%
Yes, some progress:	45	23.94%
No change:	123	65.43%
No, it's worse:	15	7.98%
No, much worse:	3	1.6%
Total Responded to this question:	188	98.95%
Total who skipped this question:	2	1.05%
Total:	190	100%

**18. Compared to four years ago, do you think the ferries are serving Powell River at a price everyone can afford?**


	<b>Responses</b>	<b>Percent</b>
Much better: <input type="text"/>	0	0%
A bit better: <input type="text"/>	0	0%
No change: <input type="text"/>	8	4.21%
A bit worse: <input type="text"/>	49	25.79%
Much worse: <input type="text"/>	133	70%
Total Responded to this question:		190
Total who skipped this question:		0
Total:		190

19.

Overall, how good is your life in Powell River?

	Responses	Percent
Excellent: 	64	34.04%
Good: 	97	51.6%
OK: 	19	10.11%
Poor: 	6	3.19%
Bad: 	2	1.06%
Total Responded to this question:	188	98.95%
Total who skipped this question:	2	1.05%
Total:	190	100%

**20. What are your top three suggestions to make Powell River a more vital community?**

	<b>Responses</b>	<b>Percent</b>
Responses: 	153	100%
Total Responded to this question:	153	80.53%
Total who skipped this question:	37	19.47%
Total:	190	100%

**Graph/Chart function not relevant for this question type.**

**21. How old are you?**

	<b>Responses</b>	<b>Percent</b>
15 - 24: <input type="text"/>	0	0%
25 - 30: <input type="text"/>	0	0%
31 - 40: <input type="text"/>	0	0%
41 - 50: <input type="text"/>	0	0%
51 - 65: <input type="text"/>	190	100%
65 or older: <input type="text"/>	0	0%
Total Responded to this question:		190 100%
Total who skipped this question:		0 0%
Total:		190 100%







**22.**  
**What gender are you?**

	<b>Responses</b>	<b>Percent</b>
Male:	58	30.85%
Female:	127	67.55%
Other:	3	1.6%
Total Responded to this question:	188	98.95%
Total who skipped this question:	2	1.05%
Total:	190	100%

**23. How long have you lived in the Powell River regional district?**

	<b>Responses</b>	<b>Percent</b>
Less than 1 year:	4	2.11%
1 - 5 years:	30	15.79%
6 - 10 years:	42	22.11%
11 - 20 years:	31	16.32%
More than 20 years:	83	43.68%
Total Responded to this question:		190
Total who skipped this question:		0
Total:		190
		100%
		0%
		100%

**24. Where do you live? If your main residence is not in Powell River (e.g. you are here temporarily or seasonally), please choose Somewhere Else.**

	Responses	Percent
City of Powell River: 	112	65.88%
Regional District - North: 	19	11.18%
Regional District - South: 	32	18.82%
Sliammon: 	3	1.76%
Texada: 	0	0%
Somewhere else: 	4	2.35%
Total Responded to this question:	170	89.47%
Total who skipped this question:	20	10.53%
Total:	190	100%