






Survey: Powell River's Vital Signs 2015 Community Survey






Report: Basic data 41-50

Survey Status		Respondent Statistics		Points Summary
Status:	Closed	Total Responses:	535	No Points Questions used in this survey.
Deploy Date:	06/13/2015	Completes:	469	
Closed Date:	08/28/2015	Partials:	66	

1. Over the past four years, do you think the gap between people with high incomes and people with low incomes has changed?

	Responses	Percent	
Yes, much bigger: 	10	12.66%	
Yes, a bit bigger: 	43	54.43%	
No change: 	22	27.85%	
No, it has shrunk: 	4	5.06%	
There is no gap: 	0	0%	
Total Responded to this question:		79	100%
Total who skipped this question:		0	0%
Total:		79	100%

2. Over the past four years, how do you think our local economy has performed?

	Responses	Percent
Very well: 	0	0%
Fairly well: 	36	45.57%
No change: 	17	21.52%
Not so well: 	24	30.38%
Very badly: 	2	2.53%
Total Responded to this question:		79 100%
Total who skipped this question:		0 0%
Total:		79 100%

3. How do you think our local economy will function in the future?

	Responses	Percent
Much better:	7	8.86%
A bit better:	33	41.77%
No change:	18	22.78%
A bit worse:	16	20.25%
Much worse:	5	6.33%
Total Responded to this question:	79	100%
Total who skipped this question:	0	0%
Total:	79	100%

4. Over the past four years, how do you think the number of full-time jobs has changed?

	Responses	Percent
Much better: <input type="text"/>	0	0%
A bit better: <input type="text"/>	11	14.67%
No change: <input type="text"/>	24	32%
A bit worse: <input type="text"/>	35	46.67%
Much worse: <input type="text"/>	5	6.67%
Total Responded to this question:		75 94.94%
Total who skipped this question:		4 5.06%
Total:		79 100%

5. Do you think there will be enough jobs here in the future to keep Powell River stable and healthy?

	Responses	Percent
Yes, lots:	2	2.63%
Yes, some:	19	25%
Neutral:	22	28.95%
No, fewer:	30	39.47%
No, much fewer:	3	3.95%
Total Responded to this question:		76 96.2%
Total who skipped this question:		3 3.8%
Total:		79 100%

6.
Do you feel that you can take part in or affect important community decisions?

	Responses	Percent
Yes, and I do:	17	21.52%
Yes, a little:	34	43.04%
Not sure:	7	8.86%
Not really:	20	25.32%
I feel ignored:	1	1.27%
Total Responded to this question:		79 100%
Total who skipped this question:		0 0%
Total:		79 100%

7.

How easy is it for youth and young families in Powell River to become part of the community?

	Responses	Percent
Very easy:	6	7.69%
Quite easy:	31	39.74%
Neutral:	20	25.64%
Quite hard:	18	23.08%
Very hard:	3	3.85%
Total Responded to this question:	78	98.73%
Total who skipped this question:	1	1.27%
Total:	79	100%

8. How easy is it for immigrants to Powell River to become part of the community?

	Responses	Percent
Very easy:	3	3.8%
Quite easy:	21	26.58%
Neutral:	25	31.65%
Quite hard:	26	32.91%
Very hard:	4	5.06%
Total Responded to this question:		79 100%
Total who skipped this question:		0 0%
Total:		79 100%






9.

How do you rate the amount and variety of arts, cultural, and recreation activities that you enjoy in Powell River?

	Responses	Percent
Excellent:	30	37.97%
Good:	31	39.24%
Fair:	15	18.99%
Poor:	2	2.53%
Bad:	1	1.27%
Total Responded to this question:	79	100%
Total who skipped this question:	0	0%
Total:	79	100%

10.

Over the last four years, how do you think Powell River is doing on recycling, composting and other ways to reduce waste, energy use and pollution?

	Responses	Percent
Excellent: 	4	5.06%
Good: 	32	40.51%
OK: 	29	36.71%
Poor: 	6	7.59%
Bad: 	8	10.13%
Total Responded to this question:	79	100%
Total who skipped this question:	0	0%
Total:	79	100%

11.

Over the last four years, have you been more able or less able to get good medical care and support here in Powell River?

	Responses	Percent
Much more:	2	2.53%
A bit more:	8	10.13%
No change:	37	46.84%
A bit less:	18	22.78%
Much less:	14	17.72%
Total Responded to this question:	79	100%
Total who skipped this question:	0	0%
Total:	79	100%

12. Over the last four years, have you been more able or less able to get enough, and different kinds of, locally grown food?

	Responses	Percent
Much more:	14	17.72%
A bit more:	46	58.23%
No change:	16	20.25%
A bit less:	2	2.53%
Much less:	1	1.27%
Total Responded to this question:		79 100%
Total who skipped this question:		0 0%
Total:		79 100%

13.

Do you think people who need decent and safe rental housing in Powell River can find a place they can afford?






	Responses	Percent
Yes, easily: <input type="text"/>	0	0%
Yes, with effort: <input type="text"/>	13	16.46%
Neutral: <input type="text"/>	14	17.72%
No, it's hard: <input type="text"/>	43	54.43%
No, it's very hard: <input type="text"/>	9	11.39%
Total Responded to this question:		79 100%
Total who skipped this question:		0 0%
Total:		79 100%

14. Do you think people who want to buy a home in Powell River can find a suitable house at a price they can pay?

	Responses	Percent
Yes, easily:	18	22.78%
Yes, with effort:	38	48.1%
Neutral:	14	17.72%
No, it's hard:	8	10.13%
No, it's very hard:	1	1.27%
Total Responded to this question:	79	100%
Total who skipped this question:	0	0%
Total:	79	100%

15.

Do you think Powell River offers enough high quality learning choices to its young people?






	Responses	Percent
Yes, it's great: 	7	8.86%
Yes, it's OK: 	22	27.85%
Neutral: 	15	18.99%
No, not enough: 	24	30.38%
No, very limited: 	11	13.92%
Total Responded to this question:	79	100%
Total who skipped this question:	0	0%
Total:	79	100%

16. How important is high speed broadband internet for learning in Powell River?

		Responses	Percent
Very important:		61	77.22%
Slightly important:		10	12.66%
Neutral:		6	7.59%
Not very important:		0	0%
Not at all important:		2	2.53%
Total Responded to this question:		79	100%
Total who skipped this question:		0	0%
Total:		79	100%

17.

Over the last four years, has it become easier in Powell River to get around without using a car or truck?






	Responses	Percent
Yes, big progress: 	0	0%
Yes, some progress: 	10	12.66%
No change: 	55	69.62%
No, it's worse: 	9	11.39%
No, much worse: 	5	6.33%
Total Responded to this question:	79	100%
Total who skipped this question:	0	0%
Total:	79	100%

18. Compared to four years ago, do you think the ferries are serving Powell River at a price everyone can afford?


	Responses	Percent
Much better: <input type="text"/>	0	0%
A bit better: <input type="text"/>	0	0%
No change: <input type="text"/>	0	0%
A bit worse: <input type="text"/>	16	20.25%
Much worse: <input type="text"/>	63	79.75%
Total Responded to this question:		79
Total who skipped this question:		0
Total:		79
		100%

19.

Overall, how good is your life in Powell River?

	Responses	Percent
Excellent: 	29	36.71%
Good: 	36	45.57%
OK: 	12	15.19%
Poor: 	2	2.53%
Bad: 	0	0%
Total Responded to this question:	79	100%
Total who skipped this question:	0	0%
Total:	79	100%

20. What are your top three suggestions to make Powell River a more vital community?

	Responses	Percent
Responses: 	60	100%
Total Responded to this question:	60	75.95%
Total who skipped this question:	19	24.05%
Total:	79	100%

Graph/Chart function not relevant for this question type.

21. How old are you?

	Responses	Percent
15 - 24: <input type="text"/>	0	0%
25 - 30: <input type="text"/>	0	0%
31 - 40: <input type="text"/>	0	0%
41 - 50: <input type="text"/>	79	100%
51 - 65: <input type="text"/>	0	0%
65 or older: <input type="text"/>	0	0%
Total Responded to this question:		79 100%
Total who skipped this question:		0 0%
Total:		79 100%







22.
What gender are you?

	Responses	Percent
Male:	21	26.58%
Female:	54	68.35%
Other:	4	5.06%
Total Responded to this question:	79	100%
Total who skipped this question:	0	0%
Total:	79	100%

23. How long have you lived in the Powell River regional district?

	Responses	Percent
Less than 1 year: <input type="text"/>	0	0%
1 - 5 years: <input type="text"/>	11	13.92%
6 - 10 years: <input type="text"/>	18	22.78%
11 - 20 years: <input type="text"/>	19	24.05%
More than 20 years: <input type="text"/>	31	39.24%
Total Responded to this question:		79
Total who skipped this question:		0
Total:		79
		100%
		0%
		100%

24. Where do you live? If your main residence is not in Powell River (e.g. you are here temporarily or seasonally), please choose Somewhere Else.

	Responses	Percent
City of Powell River: 	48	71.64%
Regional District - North: 	3	4.48%
Regional District - South: 	16	23.88%
Sliammon: 	0	0%
Texada: 	0	0%
Somewhere else: 	0	0%
Total Responded to this question:	67	84.81%
Total who skipped this question:	12	15.19%
Total:	79	100%