






Survey: Powell River's Vital Signs 2015 Community Survey

Report: Basic data 31-40

Survey Status		Respondent Statistics		Points Summary
Status:	Closed	Total Responses:	535	No Points Questions used in this survey.
Deploy Date:	06/13/2015	Completes:	469	
Closed Date:	08/28/2015	Partials:	66	

1. Over the past four years, do you think the gap between people with high incomes and people with low incomes has changed?

	Responses	Percent	
Yes, much bigger: 	15	19.74%	
Yes, a bit bigger: 	35	46.05%	
No change: 	23	30.26%	
No, it has shrunk: 	1	1.32%	
There is no gap: 	2	2.63%	
Total Responded to this question:		76	100%
Total who skipped this question:		0	0%
Total:		76	100%

2. Over the past four years, how do you think our local economy has performed?

	Responses	Percent
Very well: <input type="text"/>	0	0%
Fairly well:	25	33.33%
No change:	17	22.67%
Not so well:	27	36%
Very badly:	6	8%
Total Responded to this question:		75 98.68%
Total who skipped this question:		1 1.32%
Total:		76 100%

3. How do you think our local economy will function in the future?

	Responses	Percent
Much better:	7	9.33%
A bit better:	27	36%
No change:	15	20%
A bit worse:	17	22.67%
Much worse:	9	12%
Total Responded to this question:		75
Total who skipped this question:		1
Total:		76
		98.68%
		1.32%
		100%






4. Over the past four years, how do you think the number of full-time jobs has changed?

	Responses	Percent
Much better: <input type="text"/>	0	0%
A bit better: <input type="text"/>	13	17.33%
No change: <input type="text"/>	23	30.67%
A bit worse: <input type="text"/>	28	37.33%
Much worse: <input type="text"/>	11	14.67%
Total Responded to this question:		75 98.68%
Total who skipped this question:		1 1.32%
Total:		76 100%

5. Do you think there will be enough jobs here in the future to keep Powell River stable and healthy?

	Responses	Percent
Yes, lots:	4	5.41%
Yes, some:	15	20.27%
Neutral:	19	25.68%
No, fewer:	25	33.78%
No, much fewer:	11	14.86%
Total Responded to this question:	74	97.37%
Total who skipped this question:	2	2.63%
Total:	76	100%

6.
Do you feel that you can take part in or affect important community decisions?

	Responses	Percent
Yes, and I do: 	13	17.11%
Yes, a little: 	28	36.84%
Not sure: 	9	11.84%
Not really: 	21	27.63%
I feel ignored: 	5	6.58%
Total Responded to this question:		76 100%
Total who skipped this question:		0 0%
Total:		76 100%

7.

How easy is it for youth and young families in Powell River to become part of the community?

	Responses	Percent
Very easy:	5	6.58%
Quite easy:	31	40.79%
Neutral:	21	27.63%
Quite hard:	15	19.74%
Very hard:	4	5.26%
Total Responded to this question:	76	100%
Total who skipped this question:	0	0%
Total:	76	100%

8. How easy is it for immigrants to Powell River to become part of the community?

	Responses	Percent
Very easy:	2	2.67%
Quite easy:	18	24%
Neutral:	29	38.67%
Quite hard:	21	28%
Very hard:	5	6.67%
Total Responded to this question:		75 98.68%
Total who skipped this question:		1 1.32%
Total:		76 100%






9.

How do you rate the amount and variety of arts, cultural, and recreation activities that you enjoy in Powell River?

	Responses	Percent
Excellent:	27	35.53%
Good:	29	38.16%
Fair:	13	17.11%
Poor:	4	5.26%
Bad:	3	3.95%
Total Responded to this question:	76	100%
Total who skipped this question:	0	0%
Total:	76	100%






10.

Over the last four years, how do you think Powell River is doing on recycling, composting and other ways to reduce waste, energy use and pollution?

	Responses	Percent
Excellent: 	2	2.63%
Good: 	24	31.58%
OK: 	27	35.53%
Poor: 	20	26.32%
Bad: 	3	3.95%
Total Responded to this question:	76	100%
Total who skipped this question:	0	0%
Total:	76	100%

11.

Over the last four years, have you been more able or less able to get good medical care and support here in Powell River?

	Responses	Percent
Much more: 	3	3.95%
A bit more: 	10	13.16%
No change: 	35	46.05%
A bit less: 	15	19.74%
Much less: 	13	17.11%
Total Responded to this question:	76	100%
Total who skipped this question:	0	0%
Total:	76	100%

12. Over the last four years, have you been more able or less able to get enough, and different kinds of, locally grown food?

	Responses	Percent
Much more:	9	11.84%
A bit more:	41	53.95%
No change:	23	30.26%
A bit less:	3	3.95%
Much less:	0	0%
Total Responded to this question:	76	100%
Total who skipped this question:	0	0%
Total:	76	100%

13.

Do you think people who need decent and safe rental housing in Powell River can find a place they can afford?






	Responses	Percent
Yes, easily:	4	5.26%
Yes, with effort:	9	11.84%
Neutral:	8	10.53%
No, it's hard:	26	34.21%
No, it's very hard:	29	38.16%
Total Responded to this question:	76	100%
Total who skipped this question:	0	0%
Total:	76	100%

14. Do you think people who want to buy a home in Powell River can find a suitable house at a price they can pay?

	Responses	Percent
Yes, easily:	19	25%
Yes, with effort:	25	32.89%
Neutral:	11	14.47%
No, it's hard:	12	15.79%
No, it's very hard:	9	11.84%
Total Responded to this question:	76	100%
Total who skipped this question:	0	0%
Total:	76	100%

15.

Do you think Powell River offers enough high quality learning choices to its young people?






	Responses	Percent
Yes, it's great: 	10	13.16%
Yes, it's OK: 	16	21.05%
Neutral: 	13	17.11%
No, not enough: 	25	32.89%
No, very limited: 	12	15.79%
Total Responded to this question:	76	100%
Total who skipped this question:	0	0%
Total:	76	100%

16. How important is high speed broadband internet for learning in Powell River?






		Responses	Percent
Very important:		36	48%
Slightly important:		20	26.67%
Neutral:		14	18.67%
Not very important:		2	2.67%
Not at all important:		3	4%
Total Responded to this question:		75	98.68%
Total who skipped this question:		1	1.32%
Total:		76	100%

17.

Over the last four years, has it become easier in Powell River to get around without using a car or truck?






	Responses	Percent
Yes, big progress: 	0	0%
Yes, some progress: 	15	19.74%
No change: 	51	67.11%
No, it's worse: 	8	10.53%
No, much worse: 	2	2.63%
Total Responded to this question:	76	100%
Total who skipped this question:	0	0%
Total:	76	100%

18. Compared to four years ago, do you think the ferries are serving Powell River at a price everyone can afford?


	Responses	Percent
Much better: 	0	0%
A bit better: 	1	1.32%
No change: 	1	1.32%
A bit worse: 	18	23.68%
Much worse: 	56	73.68%
Total Responded to this question:	76	100%
Total who skipped this question:	0	0%
Total:	76	100%

19.

Overall, how good is your life in Powell River?

	Responses	Percent
Excellent: 	22	28.95%
Good: 	30	39.47%
OK: 	12	15.79%
Poor: 	11	14.47%
Bad: 	1	1.32%
Total Responded to this question:	76	100%
Total who skipped this question:	0	0%
Total:	76	100%

20. What are your top three suggestions to make Powell River a more vital community?

	Responses	Percent
Responses: 	60	100%
Total Responded to this question:	60	78.95%
Total who skipped this question:	16	21.05%
Total:	76	100%

Graph/Chart function not relevant for this question type.

21. How old are you?

	Responses	Percent
15 - 24: <input type="text"/>	0	0%
25 - 30: <input type="text"/>	0	0%
31 - 40: <input type="text"/>	76	100%
41 - 50: <input type="text"/>	0	0%
51 - 65: <input type="text"/>	0	0%
65 or older: <input type="text"/>	0	0%
Total Responded to this question:		76 100%
Total who skipped this question:		0 0%
Total:		76 100%







22.
What gender are you?

	Responses	Percent
Male:	27	36.49%
Female:	44	59.46%
Other:	3	4.05%
Total Responded to this question:	74	97.37%
Total who skipped this question:	2	2.63%
Total:	76	100%

23. How long have you lived in the Powell River regional district?

	Responses	Percent
Less than 1 year:	5	6.67%
1 - 5 years:	14	18.67%
6 - 10 years:	18	24%
11 - 20 years:	11	14.67%
More than 20 years:	27	36%
Total Responded to this question:		75
Total who skipped this question:		1
Total:		76
		98.68%
		1.32%
		100%

24. Where do you live? If your main residence is not in Powell River (e.g. you are here temporarily or seasonally), please choose Somewhere Else.

	Responses	Percent
City of Powell River: 	51	73.91%
Regional District - North: 	6	8.7%
Regional District - South: 	9	13.04%
Sliammon: 	0	0%
Texada: 	0	0%
Somewhere else: 	3	4.35%
Total Responded to this question:	69	90.79%
Total who skipped this question:	7	9.21%
Total:	76	100%