






Survey: Powell River's Vital Signs 2015 Community Survey

Report: Basic data 15-25 age range

Survey Status		Respondent Statistics		Points Summary
Status:	Closed	Total Responses:	535	No Points Questions used in this survey.
Deploy Date:	06/13/2015	Completes:	469	
Closed Date:	08/28/2015	Partials:	66	

1. Over the past four years, do you think the gap between people with high incomes and people with low incomes has changed?

	Responses	Percent	
Yes, much bigger: 	1	9.09%	
Yes, a bit bigger: 	4	36.36%	
No change: 	5	45.45%	
No, it has shrunk: 	1	9.09%	
There is no gap: 	0	0%	
Total Responded to this question:		11	100%
Total who skipped this question:		0	0%
Total:		11	100%

2. Over the past four years, how do you think our local economy has performed?

	Responses	Percent
Very well: <input type="text"/>	0	0%
Fairly well: <input type="text"/>	6	54.55%
No change: <input type="text"/>	2	18.18%
Not so well: <input type="text"/>	3	27.27%
Very badly: <input type="text"/>	0	0%
Total Responded to this question:		11
Total who skipped this question:		0
Total:		11
		100%

3. How do you think our local economy will function in the future?

	Responses	Percent
Much better:	2	18.18%
A bit better:	2	18.18%
No change:	3	27.27%
A bit worse:	2	18.18%
Much worse:	2	18.18%
Total Responded to this question:	11	100%
Total who skipped this question:	0	0%
Total:	11	100%






4. Over the past four years, how do you think the number of full-time jobs has changed?

	Responses	Percent
Much better: <input type="text"/>	0	0%
A bit better: <input type="text"/>	2	18.18%
No change: <input type="text"/>	4	36.36%
A bit worse: <input type="text"/>	3	27.27%
Much worse: <input type="text"/>	2	18.18%
Total Responded to this question:		11 100%
Total who skipped this question:		0 0%
Total:		11 100%

5. Do you think there will be enough jobs here in the future to keep Powell River stable and healthy?

	Responses	Percent
Yes, lots: <input type="text"/>	0	0%
Yes, some: <input type="text"/>	3	27.27%
Neutral: <input type="text"/>	1	9.09%
No, fewer: <input type="text"/>	4	36.36%
No, much fewer: <input type="text"/>	3	27.27%
Total Responded to this question:		11 100%
Total who skipped this question:		0 0%
Total:		11 100%

6.
Do you feel that you can take part in or affect important community decisions?

	Responses	Percent
Yes, and I do: 	1	9.09%
Yes, a little: 	3	27.27%
Not sure: 	4	36.36%
Not really: 	3	27.27%
I feel ignored: 	0	0%
Total Responded to this question:		11
Total who skipped this question:		0
Total:		11
		100%

7.

How easy is it for youth and young families in Powell River to become part of the community?






	Responses	Percent
Very easy:	1	9.09%
Quite easy:	2	18.18%
Neutral:	5	45.45%
Quite hard:	2	18.18%
Very hard:	1	9.09%
Total Responded to this question:	11	100%
Total who skipped this question:	0	0%
Total:	11	100%

8. How easy is it for immigrants to Powell River to become part of the community?

	Responses	Percent
Very easy: <input type="text"/>	0	0%
Quite easy: <input type="text"/>	2	18.18%
Neutral: <input type="text"/>	4	36.36%
Quite hard: <input type="text"/>	3	27.27%
Very hard: <input type="text"/>	2	18.18%
Total Responded to this question:		11 100%
Total who skipped this question:		0 0%
Total:		11 100%

9.

How do you rate the amount and variety of arts, cultural, and recreation activities that you enjoy in Powell River?

	Responses	Percent
Excellent: 	5	45.45%
Good: 	4	36.36%
Fair: 	1	9.09%
Poor: 	1	9.09%
Bad: 	0	0%
Total Responded to this question:	11	100%
Total who skipped this question:	0	0%
Total:	11	100%




10.

Over the last four years, how do you think Powell River is doing on recycling, composting and other ways to reduce waste, energy use and pollution?






	Responses	Percent
Excellent: <input type="text"/>	0	0%
Good: <input type="text"/>	4	36.36%
OK: <input type="text"/>	4	36.36%
Poor: <input type="text"/>	2	18.18%
Bad: <input type="text"/>	1	9.09%
Total Responded to this question:		11 100%
Total who skipped this question:		0 0%
Total:		11 100%

11.

Over the last four years, have you been more able or less able to get good medical care and support here in Powell River?

	Responses	Percent
Much more: <input type="text"/>	0	0%
A bit more: <input type="text"/>	0	0%
No change: 	6	54.55%
A bit less: 	4	36.36%
Much less: 	1	9.09%
Total Responded to this question:	11	100%
Total who skipped this question:	0	0%
Total:	11	100%

12. Over the last four years, have you been more able or less able to get enough, and different kinds of, locally grown food?

	Responses	Percent
Much more: 	1	9.09%
A bit more: 	9	81.82%
No change: 	1	9.09%
A bit less: 	0	0%
Much less: 	0	0%
Total Responded to this question:	11	100%
Total who skipped this question:	0	0%
Total:	11	100%

13.

Do you think people who need decent and safe rental housing in Powell River can find a place they can afford?






	Responses	Percent
Yes, easily:	0	0%
Yes, with effort:	3	27.27%
Neutral:	3	27.27%
No, it's hard:	4	36.36%
No, it's very hard:	1	9.09%
Total Responded to this question:		11 100%
Total who skipped this question:		0 0%
Total:		11 100%

14. Do you think people who want to buy a home in Powell River can find a suitable house at a price they can pay?

	Responses	Percent
Yes, easily:	1	9.09%
Yes, with effort:	5	45.45%
Neutral:	3	27.27%
No, it's hard:	1	9.09%
No, it's very hard:	1	9.09%
Total Responded to this question:	11	100%
Total who skipped this question:	0	0%
Total:	11	100%

15.

Do you think Powell River offers enough high quality learning choices to its young people?

	Responses	Percent
Yes, it's great: 	2	18.18%
Yes, it's OK: 	4	36.36%
Neutral: 	2	18.18%
No, not enough: 	1	9.09%
No, very limited: 	2	18.18%
Total Responded to this question:	11	100%
Total who skipped this question:	0	0%
Total:	11	100%

16. How important is high speed broadband internet for learning in Powell River?

		Responses	Percent
Very important:		7	63.64%
Slightly important:		4	36.36%
Neutral:		0	0%
Not very important:		0	0%
Not at all important:		0	0%
Total Responded to this question:		11	100%
Total who skipped this question:		0	0%
Total:		11	100%

17.

Over the last four years, has it become easier in Powell River to get around without using a car or truck?






	Responses	Percent
Yes, big progress:	0	0%
Yes, some progress:	2	18.18%
No change:	6	54.55%
No, it's worse:	3	27.27%
No, much worse:	0	0%
Total Responded to this question:	11	100%
Total who skipped this question:	0	0%
Total:	11	100%

18. Compared to four years ago, do you think the ferries are serving Powell River at a price everyone can afford?


	Responses	Percent
Much better: <input type="text"/>	0	0%
A bit better: <input type="text"/>	0	0%
No change: <input type="text"/>	0	0%
A bit worse: <input type="text"/>	1	9.09%
Much worse: <input type="text"/>	10	90.91%
Total Responded to this question:		11 100%
Total who skipped this question:		0 0%
Total:		11 100%

19.

Overall, how good is your life in Powell River?


	Responses	Percent
Excellent: 	5	45.45%
Good: 	2	18.18%
OK: 	3	27.27%
Poor: 	1	9.09%
Bad: 	0	0%
Total Responded to this question:	11	100%
Total who skipped this question:	0	0%
Total:	11	100%

20. What are your top three suggestions to make Powell River a more vital community?

	Responses	Percent
Responses: 	10	100%
Total Responded to this question:	10	90.91%
Total who skipped this question:	1	9.09%
Total:	11	100%

Graph/Chart function not relevant for this question type.

21. How old are you?

	Responses	Percent
15 - 24: 	11	100%
25 - 30: <input type="text"/>	0	0%
31 - 40: <input type="text"/>	0	0%
41 - 50: <input type="text"/>	0	0%
51 - 65: <input type="text"/>	0	0%
65 or older: <input type="text"/>	0	0%
Total Responded to this question:		11 100%
Total who skipped this question:		0 0%
Total:		11 100%







22.
What gender are you?

		Responses	Percent
Male:		1	9.09%
Female:		9	81.82%
Other:		1	9.09%
Total Responded to this question:		11	100%
Total who skipped this question:		0	0%
Total:		11	100%

23. How long have you lived in the Powell River regional district?

	Responses	Percent
Less than 1 year: <input type="text"/>	0	0%
1 - 5 years: <input type="text"/>	0	0%
6 - 10 years: <input type="text"/>	2	18.18%
11 - 20 years: <input type="text"/>	5	45.45%
More than 20 years: <input type="text"/>	4	36.36%
Total Responded to this question:		11 100%
Total who skipped this question:		0 0%
Total:		11 100%

24. Where do you live? If your main residence is not in Powell River (e.g. you are here temporarily or seasonally), please choose Somewhere Else.

	Responses	Percent
City of Powell River: 	6	54.55%
Regional District - North: 	1	9.09%
Regional District - South: 	4	36.36%
Sliammon: 	0	0%
Texada: 	0	0%
Somewhere else: 	0	0%
Total Responded to this question:	11	100%
Total who skipped this question:	0	0%
Total:	11	100%