






**Survey: Powell River's Vital Signs 2015 Community Survey**

**Report: RD South**

Survey Status		Respondent Statistics		Points Summary
Status:	Closed	Total Responses:	535	No Points Questions used in this survey.
Deploy Date:	06/13/2015	Completes:	469	
Closed Date:	08/28/2015	Partials:	66	

**1. Over the past four years, do you think the gap between people with high incomes and people with low incomes has changed?**

	Responses	Percent	
Yes, much bigger: 	17	23.61%	
Yes, a bit bigger: 	37	51.39%	
No change: 	14	19.44%	
No, it has shrunk: 	4	5.56%	
There is no gap: 	0	0%	
Total Responded to this question:		72	98.63%
Total who skipped this question:		1	1.37%
Total:		73	100%

**2. Over the past four years, how do you think our local economy has performed?**

	Responses	Percent
Very well: <input type="text"/>	0	0%
Fairly well: <input type="text"/>	32	43.84%
No change: <input type="text"/>	16	21.92%
Not so well: <input type="text"/>	25	34.25%
Very badly: <input type="text"/>	0	0%
Total Responded to this question:		73 100%
Total who skipped this question:		0 0%
Total:		73 100%

### 3. How do you think our local economy will function in the future?

	Responses	Percent
Much better:	3	4.11%
A bit better:	33	45.21%
No change:	14	19.18%
A bit worse:	19	26.03%
Much worse:	4	5.48%
Total Responded to this question:	73	100%
Total who skipped this question:	0	0%
Total:	73	100%

**4. Over the past four years, how do you think the number of full-time jobs has changed?**

	<b>Responses</b>	<b>Percent</b>
Much better: <input type="text"/>	0	0%
A bit better: <input type="text"/>	13	18.31%
No change: <input type="text"/>	23	32.39%
A bit worse: <input type="text"/>	30	42.25%
Much worse: <input type="text"/>	5	7.04%
Total Responded to this question:		71 97.26%
Total who skipped this question:		2 2.74%
Total:		73 100%

**5. Do you think there will be enough jobs here in the future to keep Powell River stable and healthy?**

	Responses	Percent
Yes, lots:	1	1.37%
Yes, some:	18	24.66%
Neutral:	26	35.62%
No, fewer:	25	34.25%
No, much fewer:	3	4.11%
Total Responded to this question:		73 100%
Total who skipped this question:		0 0%
Total:		73 100%

**6.**  
**Do you feel that you can take part in or affect important community decisions?**

	<b>Responses</b>	<b>Percent</b>
Yes, and I do:	15	20.55%
Yes, a little:	30	41.1%
Not sure:	7	9.59%
Not really:	17	23.29%
I feel ignored:	4	5.48%
Total Responded to this question:		73
Total who skipped this question:		0
Total:		73
		100%

**7.**

**How easy is it for youth and young families in Powell River to become part of the community?**

		<b>Responses</b>	<b>Percent</b>
Very easy:		8	10.96%
Quite easy:		36	49.32%
Neutral:		17	23.29%
Quite hard:		10	13.7%
Very hard:		2	2.74%
Total Responded to this question:		73	100%
Total who skipped this question:		0	0%
Total:		73	100%

**8. How easy is it for immigrants to Powell River to become part of the community?**

	Responses	Percent
Very easy:	4	5.48%
Quite easy:	25	34.25%
Neutral:	20	27.4%
Quite hard:	19	26.03%
Very hard:	5	6.85%
Total Responded to this question:	73	100%
Total who skipped this question:	0	0%
Total:	73	100%








9.

How do you rate the amount and variety of arts, cultural, and recreation activities that you enjoy in Powell River?

	Responses	Percent
Excellent:	36	49.32%
Good:	23	31.51%
Fair:	11	15.07%
Poor:	3	4.11%
Bad:	0	0%
Total Responded to this question:	73	100%
Total who skipped this question:	0	0%
Total:	73	100%






10.

Over the last four years, how do you think Powell River is doing on recycling, composting and other ways to reduce waste, energy use and pollution?

	Responses	Percent
Excellent: 	6	8.22%
Good: 	28	38.36%
OK: 	27	36.99%
Poor: 	6	8.22%
Bad: 	6	8.22%
Total Responded to this question:	73	100%
Total who skipped this question:	0	0%
Total:	73	100%

11.

Over the last four years, have you been more able or less able to get good medical care and support here in Powell River?

	Responses	Percent
Much more: 	4	5.48%
A bit more: 	8	10.96%
No change: 	44	60.27%
A bit less: 	11	15.07%
Much less: 	6	8.22%
Total Responded to this question:	73	100%
Total who skipped this question:	0	0%
Total:	73	100%

**12. Over the last four years, have you been more able or less able to get enough, and different kinds of, locally grown food?**

	<b>Responses</b>	<b>Percent</b>
Much more:	16	21.92%
A bit more:	43	58.9%
No change:	13	17.81%
A bit less:	1	1.37%
Much less:	0	0%
Total Responded to this question:	73	100%
Total who skipped this question:	0	0%
Total:	73	100%

13.

Do you think people who need decent and safe rental housing in Powell River can find a place they can afford?






	Responses	Percent
Yes, easily:	2	2.78%
Yes, with effort:	22	30.56%
Neutral:	10	13.89%
No, it's hard:	30	41.67%
No, it's very hard:	8	11.11%
Total Responded to this question:		72 98.63%
Total who skipped this question:		1 1.37%
Total:		73 100%

**14. Do you think people who want to buy a home in Powell River can find a suitable house at a price they can pay?**

	Responses	Percent
Yes, easily:	20	27.4%
Yes, with effort:	33	45.21%
Neutral:	11	15.07%
No, it's hard:	8	10.96%
No, it's very hard:	1	1.37%
Total Responded to this question:	73	100%
Total who skipped this question:	0	0%
Total:	73	100%

15.

Do you think Powell River offers enough high quality learning choices to its young people?

	Responses	Percent
Yes, it's great: 	6	8.22%
Yes, it's OK: 	28	38.36%
Neutral: 	13	17.81%
No, not enough: 	24	32.88%
No, very limited: 	2	2.74%
Total Responded to this question:	73	100%
Total who skipped this question:	0	0%
Total:	73	100%

**16. How important is high speed broadband internet for learning in Powell River?**

	<b>Responses</b>	<b>Percent</b>
Very important:	48	65.75%
Slightly important:	18	24.66%
Neutral:	6	8.22%
Not very important:	1	1.37%
Not at all important:	0	0%
Total Responded to this question:		73
Total who skipped this question:		0
Total:		73



17.

Over the last four years, has it become easier in Powell River to get around without using a car or truck?






	Responses	Percent
Yes, big progress:	0	0%
Yes, some progress:	15	20.55%
No change:	49	67.12%
No, it's worse:	7	9.59%
No, much worse:	2	2.74%
Total Responded to this question:	73	100%
Total who skipped this question:	0	0%
Total:	73	100%

**18. Compared to four years ago, do you think the ferries are serving Powell River at a price everyone can afford?**


	<b>Responses</b>	<b>Percent</b>
Much better: <input type="text"/>	0	0%
A bit better: <input type="text"/>	0	0%
No change: <input type="text"/>	0	0%
A bit worse: <input type="text"/>	14	19.18%
Much worse: <input type="text"/>	59	80.82%
Total Responded to this question:		73
Total who skipped this question:		0
Total:		73
		100%

19.

Overall, how good is your life in Powell River?






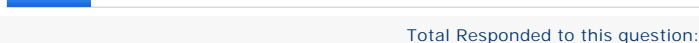
	Responses	Percent
Excellent: 	30	41.1%
Good: 	33	45.21%
OK: 	8	10.96%
Poor: 	2	2.74%
Bad: 	0	0%
Total Responded to this question:	73	100%
Total who skipped this question:	0	0%
Total:	73	100%

**20. What are your top three suggestions to make Powell River a more vital community?**




	<b>Responses</b>	<b>Percent</b>
Responses: 	56	100%
Total Responded to this question:	56	76.71%
Total who skipped this question:	17	23.29%
Total:	73	100%

**Graph/Chart function not relevant for this question type.**






21. How old are you?

	Responses	Percent
15 - 24: 	4	5.56%
25 - 30: 	2	2.78%
31 - 40: 	9	12.5%
41 - 50: 	16	22.22%
51 - 65: 	32	44.44%
65 or older: 	9	12.5%
Total Responded to this question:	72	98.63%
Total who skipped this question:	1	1.37%
Total:	73	100%

**22.**  
**What gender are you?**

		<b>Responses</b>	<b>Percent</b>
Male:		22	30.14%
Female:		51	69.86%
Other:		0	0%
	Total Responded to this question:	73	100%
	Total who skipped this question:	0	0%
	Total:	73	100%

**23. How long have you lived in the Powell River regional district?**

	<b>Responses</b>	<b>Percent</b>
Less than 1 year: 	0	0%
1 - 5 years: 	8	10.96%
6 - 10 years: 	17	23.29%
11 - 20 years: 	17	23.29%
More than 20 years: 	31	42.47%
Total Responded to this question:		73
Total who skipped this question:		0
Total:		73

**24. Where do you live? If your main residence is not in Powell River (e.g. you are here temporarily or seasonally), please choose Somewhere Else.**

	Responses	Percent
City of Powell River: <input type="text"/>	0	0%
Regional District - North: <input type="text"/>	0	0%
Regional District - South: <input type="text"/>	73	100%
Sliammon: <input type="text"/>	0	0%
Texada: <input type="text"/>	0	0%
Somewhere else: <input type="text"/>	0	0%
Total Responded to this question:		73 100%
Total who skipped this question:		0 0%
Total:		73 100%