






Survey: Powell River's Vital Signs 2015 Community Survey






Report: RD North

Survey Status		Respondent Statistics		Points Summary
Status:	Closed	Total Responses:	535	No Points Questions used in this survey.
Deploy Date:	06/13/2015	Completes:	469	
Closed Date:	08/28/2015	Partials:	66	

1. Over the past four years, do you think the gap between people with high incomes and people with low incomes has changed?

	Responses	Percent	
Yes, much bigger: 	10	23.26%	
Yes, a bit bigger: 	18	41.86%	
No change: 	14	32.56%	
No, it has shrunk: 	1	2.33%	
There is no gap: 	0	0%	
Total Responded to this question:		43	100%
Total who skipped this question:		0	0%
Total:		43	100%






2. Over the past four years, how do you think our local economy has performed?

	Responses	Percent
Very well: 	0	0%
Fairly well: 	21	50%
No change: 	10	23.81%
Not so well: 	9	21.43%
Very badly: 	2	4.76%
Total Responded to this question:	42	97.67%
Total who skipped this question:	1	2.33%
Total:	43	100%

3. How do you think our local economy will function in the future?

	Responses	Percent
Much better:	5	11.63%
A bit better:	17	39.53%
No change:	13	30.23%
A bit worse:	5	11.63%
Much worse:	3	6.98%
Total Responded to this question:		43
Total who skipped this question:		0
Total:		43
		100%
		0%
		100%

4. Over the past four years, how do you think the number of full-time jobs has changed?

	Responses	Percent
Much better: 	0	0%
A bit better: 	12	28.57%
No change: 	8	19.05%
A bit worse: 	16	38.1%
Much worse: 	6	14.29%
Total Responded to this question:		42 97.67%
Total who skipped this question:		1 2.33%
Total:		43 100%

5. Do you think there will be enough jobs here in the future to keep Powell River stable and healthy?

	Responses	Percent
Yes, lots:	3	7.14%
Yes, some:	8	19.05%
Neutral:	13	30.95%
No, fewer:	12	28.57%
No, much fewer:	6	14.29%
Total Responded to this question:	42	97.67%
Total who skipped this question:	1	2.33%
Total:	43	100%

6.
Do you feel that you can take part in or affect important community decisions?

	Responses	Percent
Yes, and I do:	12	27.91%
Yes, a little:	9	20.93%
Not sure:	7	16.28%
Not really:	12	27.91%
I feel ignored:	3	6.98%
Total Responded to this question:		43 100%
Total who skipped this question:		0 0%
Total:		43 100%

7.

How easy is it for youth and young families in Powell River to become part of the community?






	Responses	Percent
Very easy:	5	11.63%
Quite easy:	19	44.19%
Neutral:	12	27.91%
Quite hard:	3	6.98%
Very hard:	4	9.3%
Total Responded to this question:		43 100%
Total who skipped this question:		0 0%
Total:		43 100%

8. How easy is it for immigrants to Powell River to become part of the community?

	Responses	Percent
Very easy:	2	4.76%
Quite easy:	21	50%
Neutral:	11	26.19%
Quite hard:	6	14.29%
Very hard:	2	4.76%
Total Responded to this question:		42 97.67%
Total who skipped this question:		1 2.33%
Total:		43 100%






9.

How do you rate the amount and variety of arts, cultural, and recreation activities that you enjoy in Powell River?

		Responses	Percent
Excellent:		22	51.16%
Good:		15	34.88%
Fair:		6	13.95%
Poor:		0	0%
Bad:		0	0%
Total Responded to this question:		43	100%
Total who skipped this question:		0	0%
Total:		43	100%

10.

Over the last four years, how do you think Powell River is doing on recycling, composting and other ways to reduce waste, energy use and pollution?

	Responses	Percent
Excellent: 	5	11.63%
Good: 	19	44.19%
OK: 	13	30.23%
Poor: 	3	6.98%
Bad: 	3	6.98%
Total Responded to this question:	43	100%
Total who skipped this question:	0	0%
Total:	43	100%

11.

Over the last four years, have you been more able or less able to get good medical care and support here in Powell River?

	Responses	Percent
Much more:	2	4.65%
A bit more:	5	11.63%
No change:	20	46.51%
A bit less:	8	18.6%
Much less:	8	18.6%
Total Responded to this question:		43 100%
Total who skipped this question:		0 0%
Total:		43 100%

12. Over the last four years, have you been more able or less able to get enough, and different kinds of, locally grown food?

	Responses	Percent
Much more:	14	32.56%
A bit more:	22	51.16%
No change:	6	13.95%
A bit less:	0	0%
Much less:	1	2.33%
Total Responded to this question:		43 100%
Total who skipped this question:		0 0%
Total:		43 100%

13.

Do you think people who need decent and safe rental housing in Powell River can find a place they can afford?






	Responses	Percent	
Yes, easily:	0	0%	
Yes, with effort:	5	11.63%	
Neutral:	22	51.16%	
No, it's hard:	10	23.26%	
No, it's very hard:	6	13.95%	
Total Responded to this question:		43	100%
Total who skipped this question:		0	0%
Total:		43	100%

14. Do you think people who want to buy a home in Powell River can find a suitable house at a price they can pay?

	Responses	Percent
Yes, easily:	10	23.26%
Yes, with effort:	24	55.81%
Neutral:	5	11.63%
No, it's hard:	3	6.98%
No, it's very hard:	1	2.33%
Total Responded to this question:	43	100%
Total who skipped this question:	0	0%
Total:	43	100%

15.

Do you think Powell River offers enough high quality learning choices to its young people?

	Responses	Percent
Yes, it's great: 	5	11.63%
Yes, it's OK: 	16	37.21%
Neutral: 	9	20.93%
No, not enough: 	11	25.58%
No, very limited: 	2	4.65%
Total Responded to this question:	43	100%
Total who skipped this question:	0	0%
Total:	43	100%

16. How important is high speed broadband internet for learning in Powell River?

	Responses	Percent
Very important:	33	78.57%
Slightly important:	5	11.9%
Neutral:	3	7.14%
Not very important:	0	0%
Not at all important:	1	2.38%
Total Responded to this question:	42	97.67%
Total who skipped this question:	1	2.33%
Total:	43	100%

17.

Over the last four years, has it become easier in Powell River to get around without using a car or truck?






	Responses	Percent
Yes, big progress:	0	0%
Yes, some progress:	7	16.28%
No change:	31	72.09%
No, it's worse:	3	6.98%
No, much worse:	2	4.65%
Total Responded to this question:		43 100%
Total who skipped this question:		0 0%
Total:		43 100%

18. Compared to four years ago, do you think the ferries are serving Powell River at a price everyone can afford?


	Responses	Percent
Much better: <input type="text"/>	0	0%
A bit better: <input type="text"/>	0	0%
No change: <input type="text"/>	2	4.65%
A bit worse: <input type="text"/>	9	20.93%
Much worse: <input type="text"/>	32	74.42%
Total Responded to this question:		43
Total who skipped this question:		0
Total:		43

19.

Overall, how good is your life in Powell River?







	Responses	Percent
Excellent: 	21	48.84%
Good: 	17	39.53%
OK: 	4	9.3%
Poor: 	1	2.33%
Bad: 	0	0%
Total Responded to this question:	43	100%
Total who skipped this question:	0	0%
Total:	43	100%

20. What are your top three suggestions to make Powell River a more vital community?




	Responses	Percent
Responses: 	35	100%
Total Responded to this question:	35	81.4%
Total who skipped this question:	8	18.6%
Total:	43	100%

Graph/Chart function not relevant for this question type.

21. How old are you?

		Responses	Percent
15 - 24:		1	2.38%
25 - 30:		0	0%
31 - 40:		6	14.29%
41 - 50:		3	7.14%
51 - 65:		19	45.24%
65 or older:		13	30.95%
Total Responded to this question:		42	97.67%
Total who skipped this question:		1	2.33%
Total:		43	100%

22.
What gender are you?

		Responses	Percent
Male:		14	32.56%
Female:		29	67.44%
Other:		0	0%
Total Responded to this question:		43	100%
Total who skipped this question:		0	0%
Total:		43	100%

23. How long have you lived in the Powell River regional district?

	Responses	Percent
Less than 1 year: <input type="text"/>	0	0%
1 - 5 years: <input type="text"/>	8	18.6%
6 - 10 years: <input type="text"/>	9	20.93%
11 - 20 years: <input type="text"/>	10	23.26%
More than 20 years: <input type="text"/>	16	37.21%
Total Responded to this question:		43 100%
Total who skipped this question:		0 0%
Total:		43 100%

24. Where do you live? If your main residence is not in Powell River (e.g. you are here temporarily or seasonally), please choose Somewhere Else.

	Responses	Percent
City of Powell River: <input type="text"/>	0	0%
Regional District - North: <input checked="" type="text"/>	43	100%
Regional District - South: <input type="text"/>	0	0%
Sliammon: <input type="text"/>	0	0%
Texada: <input type="text"/>	0	0%
Somewhere else: <input type="text"/>	0	0%
Total Responded to this question:		43 100%
Total who skipped this question:		0 0%
Total:		43 100%