






Survey: Powell River's Vital Signs 2015 Community Survey

Report: Basic data 25 - 30

Survey Status		Respondent Statistics		Points Summary
Status:	Closed	Total Responses:	535	No Points Questions used in this survey.
Deploy Date:	06/13/2015	Completes:	469	
Closed Date:	08/28/2015	Partials:	66	






1. Over the past four years, do you think the gap between people with high incomes and people with low incomes has changed?

	Responses	Percent	
Yes, much bigger: 	1	5.26%	
Yes, a bit bigger: 	13	68.42%	
No change: 	5	26.32%	
No, it has shrunk: 	0	0%	
There is no gap: 	0	0%	
Total Responded to this question:		19	100%
Total who skipped this question:		0	0%
Total:		19	100%

2. Over the past four years, how do you think our local economy has performed?

		Responses	Percent
Very well:		1	5.26%
Fairly well:		8	42.11%
No change:		4	21.05%
Not so well:		6	31.58%
Very badly:		0	0%
Total Responded to this question:		19	100%
Total who skipped this question:		0	0%
Total:		19	100%

3. How do you think our local economy will function in the future?

	Responses	Percent
Much better: 	0	0%
A bit better: 	8	42.11%
No change: 	5	26.32%
A bit worse: 	5	26.32%
Much worse: 	1	5.26%
Total Responded to this question:	19	100%
Total who skipped this question:	0	0%
Total:	19	100%






4. Over the past four years, how do you think the number of full-time jobs has changed?

	Responses	Percent
Much better: <input type="text"/>	0	0%
A bit better: <input type="text"/>	4	21.05%
No change: <input type="text"/>	3	15.79%
A bit worse: <input type="text"/>	9	47.37%
Much worse: <input type="text"/>	3	15.79%
Total Responded to this question:		19
Total who skipped this question:		0
Total:		19
		100%

5. Do you think there will be enough jobs here in the future to keep Powell River stable and healthy?

	Responses	Percent
Yes, lots: <input type="text"/>	0	0%
Yes, some: <input type="text"/>	4	21.05%
Neutral: <input type="text"/>	3	15.79%
No, fewer: <input type="text"/>	9	47.37%
No, much fewer: <input type="text"/>	3	15.79%
Total Responded to this question:		19 100%
Total who skipped this question:		0 0%
Total:		19 100%

6.
Do you feel that you can take part in or affect important community decisions?

	Responses	Percent
Yes, and I do: 	3	15.79%
Yes, a little: 	5	26.32%
Not sure: 	2	10.53%
Not really: 	7	36.84%
I feel ignored: 	2	10.53%
Total Responded to this question:		19 100%
Total who skipped this question:		0 0%
Total:		19 100%

7.

How easy is it for youth and young families in Powell River to become part of the community?






	Responses	Percent
Very easy:	2	10.53%
Quite easy:	7	36.84%
Neutral:	6	31.58%
Quite hard:	2	10.53%
Very hard:	2	10.53%
Total Responded to this question:		19 100%
Total who skipped this question:		0 0%
Total:		19 100%

8. How easy is it for immigrants to Powell River to become part of the community?

	Responses	Percent
Very easy:	1	5.26%
Quite easy:	2	10.53%
Neutral:	8	42.11%
Quite hard:	7	36.84%
Very hard:	1	5.26%
Total Responded to this question:		19 100%
Total who skipped this question:		0 0%
Total:		19 100%






9.

How do you rate the amount and variety of arts, cultural, and recreation activities that you enjoy in Powell River?

	Responses	Percent
Excellent: 	4	21.05%
Good: 	10	52.63%
Fair: 	5	26.32%
Poor: 	0	0%
Bad: 	0	0%
Total Responded to this question:	19	100%
Total who skipped this question:	0	0%
Total:	19	100%






10.

Over the last four years, how do you think Powell River is doing on recycling, composting and other ways to reduce waste, energy use and pollution?

	Responses	Percent
Excellent: 	1	5.26%
Good: 	4	21.05%
OK: 	9	47.37%
Poor: 	4	21.05%
Bad: 	1	5.26%
Total Responded to this question:	19	100%
Total who skipped this question:	0	0%
Total:	19	100%

11.

Over the last four years, have you been more able or less able to get good medical care and support here in Powell River?

	Responses	Percent
Much more: 	2	10.53%
A bit more: 	3	15.79%
No change: 	7	36.84%
A bit less: 	1	5.26%
Much less: 	6	31.58%
Total Responded to this question:	19	100%
Total who skipped this question:	0	0%
Total:	19	100%

12. Over the last four years, have you been more able or less able to get enough, and different kinds of, locally grown food?

	Responses	Percent
Much more:	4	21.05%
A bit more:	12	63.16%
No change:	1	5.26%
A bit less:	2	10.53%
Much less:	0	0%
Total Responded to this question:	19	100%
Total who skipped this question:	0	0%
Total:	19	100%

13.

Do you think people who need decent and safe rental housing in Powell River can find a place they can afford?






	Responses	Percent
Yes, easily:	1	5.26%
Yes, with effort:	4	21.05%
Neutral:	1	5.26%
No, it's hard:	8	42.11%
No, it's very hard:	5	26.32%
Total Responded to this question:		19 100%
Total who skipped this question:		0 0%
Total:		19 100%

14. Do you think people who want to buy a home in Powell River can find a suitable house at a price they can pay?

	Responses	Percent
Yes, easily:	3	15.79%
Yes, with effort:	5	26.32%
Neutral:	5	26.32%
No, it's hard:	6	31.58%
No, it's very hard:	0	0%
Total Responded to this question:		19 100%
Total who skipped this question:		0 0%
Total:		19 100%

15.

Do you think Powell River offers enough high quality learning choices to its young people?

	Responses	Percent
Yes, it's great: 	1	5.26%
Yes, it's OK: 	2	10.53%
Neutral: 	3	15.79%
No, not enough: 	9	47.37%
No, very limited: 	4	21.05%
Total Responded to this question:	19	100%
Total who skipped this question:	0	0%
Total:	19	100%

16. How important is high speed broadband internet for learning in Powell River?

	Responses	Percent
Very important:	9	47.37%
Slightly important:	7	36.84%
Neutral:	2	10.53%
Not very important:	1	5.26%
Not at all important:	0	0%
Total Responded to this question:		19
Total who skipped this question:		0
Total:		19
		100%

17.

Over the last four years, has it become easier in Powell River to get around without using a car or truck?






	Responses	Percent
Yes, big progress:	0	0%
Yes, some progress:	2	10.53%
No change:	10	52.63%
No, it's worse:	5	26.32%
No, much worse:	2	10.53%
Total Responded to this question:	19	100%
Total who skipped this question:	0	0%
Total:	19	100%

18. Compared to four years ago, do you think the ferries are serving Powell River at a price everyone can afford?

	Responses	Percent
Much better: <input type="text"/>	0	0%
A bit better: <input type="text"/>	0	0%
No change: <input type="text"/>	1	5.26%
A bit worse: <input type="text"/>	3	15.79%
Much worse: <input type="text"/>	15	78.95%
Total Responded to this question:		19
Total who skipped this question:		0
Total:		19
		100%

19.

Overall, how good is your life in Powell River?

	Responses	Percent
Excellent: 	4	21.05%
Good: 	7	36.84%
OK: 	5	26.32%
Poor: 	3	15.79%
Bad: 	0	0%
Total Responded to this question:	19	100%
Total who skipped this question:	0	0%
Total:	19	100%

20. What are your top three suggestions to make Powell River a more vital community?




	Responses	Percent
Responses: 	13	100%
Total Responded to this question:	13	68.42%
Total who skipped this question:	6	31.58%
Total:	19	100%

Graph/Chart function not relevant for this question type.

21. How old are you?

	Responses	Percent
15 - 24: <input type="text"/>	0	0%
25 - 30: <input type="text"/>	19	100%
31 - 40: <input type="text"/>	0	0%
41 - 50: <input type="text"/>	0	0%
51 - 65: <input type="text"/>	0	0%
65 or older: <input type="text"/>	0	0%
Total Responded to this question:		19 100%
Total who skipped this question:		0 0%
Total:		19 100%







22.
What gender are you?

		Responses	Percent
Male:		7	36.84%
Female:		12	63.16%
Other:		0	0%
Total Responded to this question:		19	100%
Total who skipped this question:		0	0%
Total:		19	100%

23. How long have you lived in the Powell River regional district?

	Responses	Percent
Less than 1 year: <input type="text"/>	0	0%
1 - 5 years: <input type="text"/>	4	21.05%
6 - 10 years: <input type="text"/>	4	21.05%
11 - 20 years: <input type="text"/>	2	10.53%
More than 20 years: <input type="text"/>	9	47.37%
Total Responded to this question:		19
Total who skipped this question:		0
Total:		19
		100%
		0%
		100%

24. Where do you live? If your main residence is not in Powell River (e.g. you are here temporarily or seasonally), please choose Somewhere Else.

	Responses	Percent
City of Powell River: 	14	82.35%
Regional District - North: 	0	0%
Regional District - South: 	2	11.76%
Sliammon: 	0	0%
Texada: 	1	5.88%
Somewhere else: 	0	0%
Total Responded to this question:		17 89.47%
Total who skipped this question:		2 10.53%
Total:		19 100%